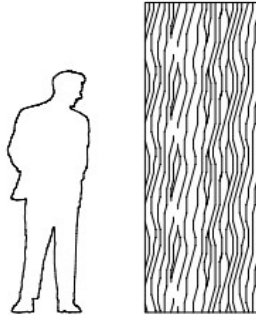


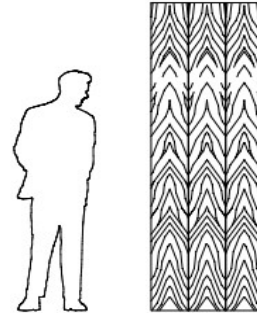
FRAMEWORK



STANDARD FOR END PANEL VENEER




SLIP MATCH




BOOKMATCH

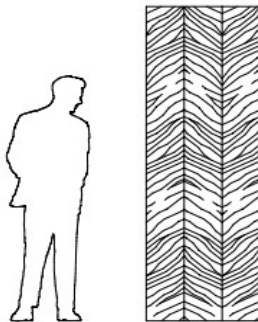
OPTIONS FOR END PANEL VENEER
10% UPCHARGE




RIBBON



OFF-SET BOX

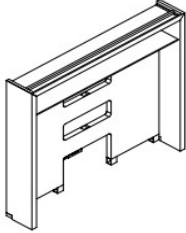


HERRINGBONE



BING

FRAMEWORK

DESCRIPTION	MODEL	STANDARD	WIDTH	DEPTH	HEIGHT
Single Side Framework with shelf 	WK SW961890	9927	96	18	90.75
	WK SW1081890	10455	108	18	90.75
	WK SW1201890	10985	120	18	90.75
item to be attached on to wall					

Freestanding Finished Back Side of Back Panel Optional Upcharge	5%
Freestanding Face Veneer on Back Side of Back Panel Optional Upcharge	15%

Miter Joint on Exterior Frame Optional Upcharge	20%
---	-----

LED light Optional Upcharge	2085
---------------------------------------	------

Lacquer Shelf Optional Upcharge	227
---	-----

High Gloss On Shelf Optional Upcharge	170
---	-----

Two Bookend Optional Upcharge	678
---	-----

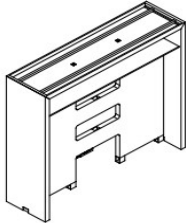
NOTE

FINISHES

For a complete list of finishes please go to www.deccacontract.com

Dimensions are in inches and are approximate. Contact Customer Service if dimensions are critical.

* Indicates model illustrated by line drawing.

DESCRIPTION	MODEL	STANDARD	WIDTH	DEPTH	HEIGHT
Double Side Framework with shelf 	WK SW963090	16517	96	30	90.75
	WK SW1083090	17046	108	30	90.75
	WK SW1203090	17575	120	30	90.75

Miter Joint on Exterior Frame Optional Upcharge	20%
---	-----

LED light Optional Upcharge	4171
---------------------------------------	------

Lacquer Shelf Optional Upcharge	454
---	-----

High Gloss On Shelf Optional Upcharge	340
---	-----

Four Bookend Optional Upcharge	1356
--	------

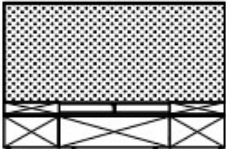
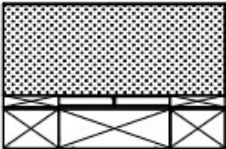
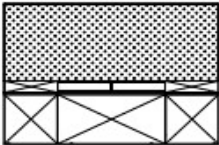
NOTE

FINISHES

For a complete list of finishes please go to www.deccacontract.com

Dimensions are in inches and are approximate. Contact Customer Service if dimensions are critical.

* Indicates model illustrated by line drawing.

DESCRIPTION	MODEL	STANDARD	WIDTH	DEPTH	HEIGHT
Modular Components	WK BT892022	5789	89	20.5	72
22" H Continental Shelf					
drawer on each end	WK BT1012022	5851	101	20.5	72
upper tackboard wall panel					
removeable modesty panel	WK BT1132022	5913	113	20.5	72
					
26" H Continental Shelf	WK BT892026	5819	89	20.5	72
drawer on each end					
upper tackboard wall panel	WK BT1012026	5880	101	20.5	72
removeable modesty panel	WK BT1132026	5942	113	20.5	72
					
33" H Counter Shelf	WK BT892033	5847	89	20.5	72
drawer on each end					
upper tackboard wall panel	WK BT1012033	5909	101	20.5	72
removeable modesty panel	WK BT1132033	5971	113	20.5	72
					

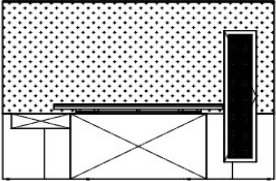
NOTE

FINISHES

For a complete list of finishes
please go to www.deccacontract.com

Dimensions are in inches and are approximate.
Contact Customer Service if dimensions are critical.

* Indicates model illustrated by line drawing.

DESCRIPTION	MODEL	STANDARD	WIDTH	DEPTH	HEIGHT
Modular Components	WK STS8925L	9054	89	25.875	72
Height Adjustable Worksurface	WK STS8925R *				
Vertical Storage Unit					
Tack Panel	WK STS10125L	9435	101	25.875	72
removeable modesty panel	WK STS10125R				
	WK STS11325L	9816	113	25.875	72
	WK STS11325R				
LED Light inside Tall Storage		2085			
Optional Upcharge					

NOTE

FINISHES

For a complete list of finishes please go to www.deccacontract.com

Code Description

- L** left hinge door
- R** right hinge door

Dimensions are in inches and are approximate. Contact Customer Service if dimensions are critical.

* Indicates model illustrated by line drawing.

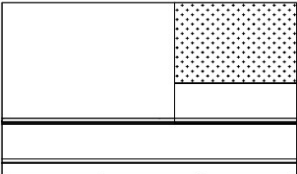
DESCRIPTION	MODEL	STANDARD	WIDTH	DEPTH	HEIGHT
ALL THE ABOVE COMPONENTS INCLUDE A TACKBOARD IN GRADE 1 FABRIC					
Tackboard upcharges for COM fabric and Grade 2 fabric		COM	Grade 2	Yardage	
	89 HTD	135	1109	3	
	101 HTD	208	1296	3.25	
	113 HTD	284	1483	4.5	
Optional Interior Veneer Wall Upcharge		1250		89	-- 50
		1311		101	-- 50
		1372		113	-- 50
Optional Interior Back Painted Glass Wall Panel Upcharge		760		89	-- 50
		799		101	-- 50
		841		113	-- 50

NOTE

FINISHES

For a complete list of finishes please go to www.deccacontract.com

Dimensions are in inches and are approximate. Contact Customer Service if dimensions are critical.

DESCRIPTION	MODEL	STANDARD	WIDTH	DEPTH	HEIGHT
Modular Components White Back Painted Glass Interior Tackboard & Magazine Shelves	WK VB8912LZRG WK VB8912LGRZ *	7490	89	12.5	72
	WK VB10112LZRG WK VB10112LGRZ	7569	101	12.5	72
	WK VB11312LZRG WK VB11312LGRZ	7649	113	12.5	72

ALL THE ABOVE COMPONENTS INCLUDE A TACKBOARD IN GRADE 1 FABRIC

Tackboard upcharges for COM fabric and Grade 2 fabric		COM	Grade 2	Yardage
30 HTD		98	521	1
34 HTD		98	521	1.25
36 HTD		98	521	1.25

LED Light On Lower Shelves Optional Upcharge	2027
--	-------------

NOTE

FINISHES	Code Description	Dimensions are in inches and are approximate. Contact Customer Service if dimensions are critical.
For a complete list of finishes please go to www.deccacontract.com	LZ left magazine shelf RZ right magazine shelf	

* Indicates model illustrated by line drawing.