







DESCRIPTION	MODEL	FABRIC GRADES	POWDER COATED	BRUSHED STAINLESS STEEL	POLISHED STAINLESS STEEL	YARDAGE	SQUARE FEET	DIMENSIONS	INCHES	CENTIMETERS
Bing Mid Back	FT- TC325	COM	4037	4239	4642	5	90	OW	37	93
Luxe Lounge		COL	4441	4663	5107			OD	32	82
4-Star Base		G1	4870	5072	5475			OH	33	84
Auto Return		G2	5198	5399	5803			SH	16	41
		G3	5465	5667	6071			AH	20	52
		G4	5763	5965	6369			SD	20	50
		G5	5851	6053	6456			SW	22.5	57
		L1	9793	10015	10459					

Bing High Back	FT- TC320	COM	4273	4487	4914	6	99	OW	37	93
Luxe Lounge		COL	4701	4936	5406			OD	33	83
4-Star Base		G1	5190	5404	5831			OH	41.5	105
Auto Return		G2	5550	5764	6191			SH	16	41
		G3	5845	6059	6486			AH	20	52
		G4	6172	6386	6813			SD	20	50
		G5	6269	6483	6910			SW	22.5	57
		L1	10589	10824	11294					


Bing Wing Back	FT- TC330	COM	5055	5307	5813	6	108	OW	37	93
Luxe Lounge		COL	5560	5838	6394			OD	32	82
4-Star Base		G1	6054	6307	6812			OH	41.5	105
Auto Return		G2	6447	6700	7206			SH	16	41
		G3	6769	7022	7527			AH	20	52
		G4	7126	7379	7884			SD	20	50
		G5	7231	7484	7990			SW	22.5	57
		L1	11983	12261	12817					


NOTE


SPECIFY: Metal Finish Upholstery

Dimensions are in inches and are approximate.
 Contact Customer Service if dimensions are critical.
www.deccacontract.com

For complete list of finish options and codes, go to www.deccacontract.com

DESCRIPTION	MODEL	FABRIC GRADES	POWDER COATED	BRUSHED STAINLESS STEEL	POLISHED STAINLESS STEEL	YARDAGE	SQUARE FEET	DIMENSIONS	INCHES	CENTIMETERS
Bing Mid Back	FT- TC335	COM	4464	4687	5134	5	81	OW	37	93
Luxe Lounge		COL	4910	5156	5647			OD	32	82
Tubular Base		G1	5214	5437	5883			OH	33	84
		G2	5509	5732	6178			SH	16	41
		G3	5750	5973	6419			AH	22	55
		G4	6018	6241	6687			SD	20	50
		G5	6097	6320	6766			SW	22.5	57
		L1	9728	9974	10465					

Bing High Back	FT- TC340	COM	4701	4936	5406	6	99	OW	37	93
Luxe Lounge		COL	5171	5429	5946			OD	32	82
Tubular Base		G1	5617	5852	6322			OH	42	106
		G2	5977	6212	6682			SH	16	41
		G3	6272	6507	6977			AH	22	55
		G4	6599	6834	7304			SD	20	50
		G5	6696	6931	7401			SW	22.5	57
		L1	11059	11317	11834					



Bing Wing Back	FT- TC345	COM	5289	5554	6083	6	108	OW	37	93
Luxe Lounge		COL	5818	6109	6691			OD	32	82
Tubular Base		G1	6289	6554	7083			OH	42	106
		G2	6682	6947	7476			SH	16	41
		G3	7004	7268	7797			AH	20	52
		G4	7361	7625	8154			SD	20	50
		G5	7466	7731	8260			SW	22.5	57
		L1	12242	12533	13115					

NOTE

SPECIFY: Metal Finish Upholstery

Dimensions are in inches and are approximate.
Contact Customer Service if dimensions are critical.
www.deccacontract.com

For complete list of finish options and codes, go to www.deccacontract.com


DESCRIPTION	MODEL	FABRIC GRADES	POWDER COATED	BRUSHED STAINLESS STEEL	POLISHED STAINLESS STEEL	YARDAGE	SQUARE FEET	DIMENSIONS	INCHES	CENTIMETERS
Bing Ottoman 4-Star Base 	FT- OT100	COM	2296	2411	2640	1	18	OW	24	61
		COL	2525	2652	2904			OD	24	61
		G1	2462	2577	2807			OH	14	36
		G2	2528	2643	2872					
		G3	2582	2696	2926					
		G4	2641	2756	2985					
		G5	2659	2773	3003					
		L1	3596	3722	3975					
Bing Ottoman Tubular Base 	FT- OT105	COM	2723	2859	3131	1	18	OW	24	61
		COL	2995	3145	3445			OD	24	61
		G1	2890	3026	3298			OH	14	36
		G2	2955	3091	3364					
		G3	3009	3145	3417					
		G4	3068	3204	3477					
		G5	3086	3222	3494					
		L1	4066	4216	4515					


NOTE

SPECIFY: Metal Finish Upholstery

Dimensions are in inches and are approximate.
Contact Customer Service if dimensions are critical.
www.deccacontract.com

For complete list of finish options and codes, go to www.deccacontract.com

DESCRIPTION	MODEL	FABRIC GRADES	POWDER COATED	BRUSHED STAINLESS STEEL	POLISHED STAINLESS STEEL	YARDAGE	SQUARE FEET	DIMENSIONS	INCHES	CENTIMETERS
Bing Mid Back	FT- TC350	COM	3819	4010	4392	4	63	OW	27	68
Work Lounge		COL	4201	4411	4831			OD	28	72
4-Star Base		G1	4402	4593	4975			OH	33	85
Auto Return		G2	4632	4822	5204			SH	16	41
		G3	4819	5010	5392			AH	--	--
		G4	5027	5218	5600			SD	18	46
		G5	5089	5280	5662			SW	20	51
		L1	7948	8158	8578					

Bing High Back	FT- TC355	COM	4403	4623	5063	5	90	OW	27	68
Work Lounge		COL	4843	5085	5570			OD	28	72
4-Star Base		G1	5236	5456	5896			OH	41	105
Auto Return		G2	5563	5784	6224			SH	16	41
		G3	5831	6051	6492			AH	--	--
		G4	6129	6349	6789			SD	18	46
		G5	6217	6437	6877			SW	20	51
		L1	10196	10438	10922					

NOTE

SPECIFY:

Metal Finish


Upholstery


Dimensions are in inches and are approximate.

Contact Customer Service if dimensions are critical.

www.deccacontract.com

For complete list of finish options and codes, go to www.deccacontract.com

DESCRIPTION	MODEL	FABRIC GRADES	POWDER COATED	BRUSHED STAINLESS STEEL	POLISHED STAINLESS STEEL	YARDAGE	SQUARE FEET	DIMENSIONS	INCHES	CENTIMETERS
Bing Mid Back	FT- TC360	COM	4253	4466	4891	4	63	OW	27	68
Work Lounge		COL	4678	4912	5380			OD	28	72
Tubular Base		G1	4836	5049	5474			OH	33	85
		G2	5066	5278	5703			SH	16	41
		G3	5253	5466	5891			AH	--	--
		G4	5461	5674	6099			SD	18	46
		G5	5523	5735	6161			SW	20	51
		L1	8425	8659	9127					


Bing High Back	FT- TC365	COM	4823	5064	5547	5	90	OW	27	68
Work Lounge		COL	5305	5571	6101			OD	28	72
Tubular Base		G1	5656	5897	6380			OH	41	105
		G2	5984	6225	6707			SH	16	41
		G3	6252	6493	6975			AH	--	--
		G4	6549	6790	7273			SD	18	46
		G5	6637	6878	7361			SW	20	51
		L1	10658	10924	11454					


NOTE

SPECIFY: Metal Finish Upholstery

Dimensions are in inches and are approximate.
 Contact Customer Service if dimensions are critical.
www.deccacontract.com

For complete list of finish options and codes, go to www.deccacontract.com

DESCRIPTION	MODEL	FABRIC GRADES	MATTE BLACK POWDER COATED	POLISHED ALUMINUM	YARDAGE	SQUARE FEET	DIMENSIONS	INCHES	CENTIMETERS
Bing Mid Back	FT- TC370	COM	2968	3116	4	63	OW	27	68
Work Lounge		COL	3265	3428			OD	28	72
5-star Caster Base		G1	3551	3700			OH	33.5	85
		G2	3781	3929			SH	16	41
		G3	3968	4116			AH	--	--
		G4	4176	4325			SD	18	46
		G5	4238	4386			SW	20	51
		L1	7012	7175					


Bing High Back	FT- TC375	COM	3552	3729	5	90	OW	27	68
Work Lounge		COL	3907	4102			OD	28	72
5-star Caster Base		G1	4385	4563			OH	41	105
		G2	4713	4890			SH	16	41
		G3	4980	5158			AH	--	--
		G4	5278	5456			SD	18	46
		G5	5366	5543			SW	20	51
		L1	9260	9455					


NOTE

SPECIFY: Upholstery Matte Black / Polished Aluminum Base Finish

Dimensions are in inches and are approximate.
 Contact Customer Service if dimensions are critical.
www.deccacontract.com

For complete list of finish options and codes, go to www.deccacontract.com

DESCRIPTION	MODEL	FABRIC GRADES	POWDER COATED	BRUSHED STAINLESS STEEL	POLISHED STAINLESS STEEL	YARDAGE	SQUARE FEET	DIMENSIONS	INCHES	CENTIMETERS
Bing Mid Back	FT- TT110L	COM	4551	4778	5233	4	63	OW	29	73
Work Lounge		COL	5006	5256	5757			OD	28	72
Left Veneer Tablet Arm,		G1	5134	5362	5817			OH	33	85
4-Star Base		G2	5363	5591	6046			SH	16	41
Auto Return		G3	5551	5778	6233			AH	--	--
		G4	5759	5987	6442			SD	18	46
		G5	5821	6048	6503			SW	20	51
		L1	8753	9003	9504					

Bing Mid Back	FT- TT110R	COM	4551	4778	5233	4	63	OW	29	73
Work Lounge		COL	5006	5256	5757			OD	28	72
Right Veneer Tablet Arm,		G1	5134	5362	5817			OH	33	85
4-Star Base		G2	5363	5591	6046			SH	16	41
Auto Return		G3	5551	5778	6233			AH	--	--
		G4	5759	5987	6442			SD	18	46
		G5	5821	6048	6503			SW	20	51
		L1	8753	9003	9504					

NOTE

SPECIFY:

Metal Finish

Upholstery


Wood / Lacquer


Dimensions are in inches and are approximate.

Contact Customer Service if dimensions are critical.

www.deccacontract.com

For complete list of finish options and codes, see page 5 & 6 of price list or go to www.deccacontract.com

DESCRIPTION	MODEL	FABRIC GRADES	POWDER COATED	BRUSHED STAINLESS STEEL	POLISHED STAINLESS STEEL	YARDAGE	SQUARE FEET	DIMENSIONS	INCHES	CENTIMETERS
Bing High Back	FT- TT115L	COM	5135	5391	5905	5	90	OW	29	73
Work Lounge		COL	5648	5930	6495			OD	28	72
Left Veneer Tablet Arm,		G1	5968	6224	6738			OH	41	105
4-Star Base		G2	6295	6552	7065			SH	16	41
Auto Return		G3	6563	6820	7333			AH	--	--
		G4	6861	7117	7631			SD	18	46
		G5	6949	7205	7719			SW	20	51
		L1	11001	11283	11848					

Bing High Back	FT- TT115R	COM	5135	5391	5905	5	90	OW	29	73
Work Lounge		COL	5648	5930	6495			OD	28	72
Right Veneer Tablet Arm,		G1	5968	6224	6738			OH	41	105
4-Star Base		G2	6295	6552	7065			SH	16	41
Auto Return		G3	6563	6820	7333			AH	--	--
		G4	6861	7117	7631			SD	18	46
		G5	6949	7205	7719			SW	20	51
		L1	11001	11283	11848					

NOTE

SPECIFY:

Metal Finish

Upholstery


Wood / Lacquer / Solid Surface Finish


Dimensions are in inches and are approximate.

Contact Customer Service if dimensions are critical.

www.deccacontract.com

For complete list of finish options and codes, go to www.deccacontract.com

DESCRIPTION	MODEL	FABRIC GRADES	POWDER COATED	BRUSHED STAINLESS STEEL	POLISHED STAINLESS STEEL	YARDAGE	SQUARE FEET	DIMENSIONS	INCHES	CENTIMETERS
Bing Mid Back	FT- TT120L	COM	5065	5318	5825	4	63	OW	29	73
Work Lounge		COL	5571	5850	6407			OD	28	72
Left Veneer Tablet Arm,		G1	5648	5901	6408			OH	33	85
Tubular Base		G2	5877	6131	6637			SH	16	41
		G3	6065	6318	6825			AH	--	--
		G4	6273	6526	7033			SD	18	46
		G5	6335	6588	7094			SW	20	51
		L1	9318	9597	10154					

Bing Mid Back	FT- TT120R	COM	5065	5318	5825	4	63	OW	29	73
Work Lounge		COL	5571	5850	6407			OD	28	72
Right Veneer Tablet Arm,		G1	5648	5901	6408			OH	33	85
Tubular Base		G2	5877	6131	6637			SH	16	41
		G3	6065	6318	6825			AH	--	--
		G4	6273	6526	7033			SD	18	46
		G5	6335	6588	7094			SW	20	51
		L1	9318	9597	10154					

NOTE

SPECIFY:

Metal Finish

Upholstery


Wood / Lacquer / Solid Surface Finish


Dimensions are in inches and are approximate.

Contact Customer Service if dimensions are critical.

www.deccacontract.com

For complete list of finish options and codes, go to www.deccacontract.com

DESCRIPTION	MODEL	FABRIC GRADES	POWDER COATED	BRUSHED STAINLESS STEEL	POLISHED STAINLESS STEEL	YARDAGE	SQUARE FEET	DIMENSIONS	INCHES	CENTIMETERS
Bing High Back	FT- TT125L	COM	5649	5931	6496	5	90	OW	29	73
Work Lounge		COL	6213	6524	7145			OD	28	72
Left Veneer Tablet Arm,		G1	6482	6764	7329			OH	41	105
Tubular Base		G2	6809	7092	7657			SH	16	41
		G3	7077	7360	7924			AH	--	--
		G4	7375	7657	8222			SD	18	46
		G5	7463	7745	8310			SW	20	51
		L1	11566	11877	12498					

Bing High Back	FT- TT125R	COM	5649	5931	6496	5	90	OW	29	73
Work Lounge		COL	6213	6524	7145			OD	28	72
Right Veneer Tablet Arm,		G1	6482	6764	7329			OH	41	105
Tubular Base		G2	6809	7092	7657			SH	16	41
		G3	7077	7360	7924			AH	--	--
		G4	7375	7657	8222			SD	18	46
		G5	7463	7745	8310			SW	20	51
		L1	11566	11877	12498					

NOTE

SPECIFY:

Metal Finish

Upholstery


Wood / Lacquer / Solid Surface Finish


Dimensions are in inches and are approximate.

Contact Customer Service if dimensions are critical.

www.deccacontract.com

For complete list of finish options and codes, go to www.deccacontract.com

DESCRIPTION	MODEL	FABRIC GRADES	MATTE BLACK POWDER COATED	POLISHED ALUMINUM	YARDAGE	SQUARE FEET	DIMENSIONS	INCHES	CENTIMETERS
Bing Mid Back Work Lounge	FT- TT130L	COM	3700	3885	4	63	OW	29	73
Left Veneer Tablet Arm, 5-star Caster Base		COL	4070	4273			OD	28	72
		G1	4283	4468			OH	33.5	85
		G2	4512	4697			SH	16	41
		G3	4700	4885			AH	--	--
		G4	4908	5093			SD	18	46
		G5	4970	5155			SW	20	51
		L1	7817	8020					

Bing Mid Back Work Lounge	FT- TT130R	COM	3700	3885	4	63	OW	29	73
Right Veneer Tablet Arm, 5-star Caster Base		COL	4070	4273			OD	28	72
		G1	4283	4468			OH	33.5	85
		G2	4512	4697			SH	16	41
		G3	4700	4885			AH	--	--
		G4	4908	5093			SD	18	46
		G5	4970	5155			SW	20	51
		L1	7817	8020					

NOTE

SPECIFY:

Upholstery

Wood / Lacquer / Solid Surface Finish


Matte Black / Polished Aluminum Base Finish


Dimensions are in inches and are approximate.

Contact Customer Service if dimensions are critical.

www.deccacontract.com

For complete list of finish options and codes, go to www.deccacontract.com

DESCRIPTION	MODEL	FABRIC GRADES	MATTE BLACK POWDER COATED	POLISHED ALUMINUM	YARDAGE	SQUARE FEET	DIMENSIONS	INCHES	CENTIMETERS
Bing High Back Work Lounge	FT- TT135L	COM	4284	4498	5	90	OW	29	73
Left Veneer Tablet Arm,		COL	4712	4948			OD	28	72
5-star Caster Base		G1	5117	5331			OH	41	105
		G2	5444	5659			SH	16	41
		G3	5712	5926			AH	--	--
		G4	6010	6224			SD	18	46
		G5	6098	6312			SW	20	51
		L1	10065	10300					

Bing High Back Work Lounge	FT- TT135R	COM	4284	4498	5	90	OW	29	73
Right Veneer Tablet Arm,		COL	4712	4948			OD	28	72
5-star Caster Base		G1	5117	5331			OH	41	105
		G2	5444	5659			SH	16	41
		G3	5712	5926			AH	--	--
		G4	6010	6224			SD	18	46
		G5	6098	6312			SW	20	51
		L1	10065	10300					

NOTE

SPECIFY:

Upholstery

Wood / Lacquer / Solid Surface Finish



Matte Black / Polished Aluminum Base Finish



Dimensions are in inches and are approximate.

Contact Customer Service if dimensions are critical.

www.deccacontract.com

For complete list of finish options and codes, go to www.deccacontract.com

DESCRIPTION	MODEL	FABRIC GRADES	POWDER COATED	BRUSHED STAINLESS STEEL	POLISHED STAINLESS STEEL	YARDAGE	SQUARE FEET	DIMENSIONS	INCHES	CENTIMETERS
Bing Guest Chair 4-Star base	FT- SC110	COM	3222	3383	3706	4	63	OW	25	64
		COL	3544	3722	4076			OD	24.5	62
		G1	3805	3967	4289			OH	33.5	85
		G2	4035	4196	4518			SH	18	46
		G3	4222	4383	4706			AH	22.5	57
		G4	4431	4592	4914			SD	18.5	47
		G5	4492	4653	4975			SW	19.5	50
		L1	7291	7469	7823					



Bing Guest Chair Tubular Base	FT- SC115	COM	3704	3889	4259	4	63	OW	25	64
		COL	4074	4278	4685			OD	24.5	62
		G1	4287	4472	4842			OH	33.5	85
		G2	4516	4701	5072			SH	18	46
		G3	4704	4889	5259			AH	22.5	57
		G4	4912	5097	5467			SD	18.5	47
		G5	4973	5159	5529			SW	19.5	50
		L1	7821	8025	8432					

NOTE

SPECIFY: Metal Finish Upholstery

Dimensions are in inches and are approximate.
Contact Customer Service if dimensions are critical.
www.deccacontract.com

For complete list of finish options and codes, go to www.deccacontract.com

DESCRIPTION	MODEL	FABRIC GRADES	MATTE BLACK POWDER COATED	POLISHED ALUMINUM	YARDAGE	SQUARE FEET	DIMENSIONS	INCHES	CENTIMETERS
Bing Guest Chair	FT- SC120	COM	2524	2650	4	63	OW	25	64
5-Star Caster Base		COL	2776	2915			OD	24.5	62
		G1	3107	3233			OH	33.5	85
		G2	3336	3463			SH	18	46
		G3	3524	3650			AH	22.5	57
		G4	3732	3858			SD	18.5	47
		G5	3794	3920			SW	19.5	50
		L1	6523	6662					

NOTE

SPECIFY:

Upholstery



Matte Black / Polished Aluminum Base Finish

Dimensions are in inches and are approximate.

Contact Customer Service if dimensions are critical.

www.deccacontract.com

For complete list of finish options and codes, go to www.deccacontract.com

DESCRIPTION	MODEL	FABRIC GRADES	LIST PRICE	PREMIUM WOOD	YARDAGE	SQUARE FEET	DIMENSIONS	INCHES	CENTIMETERS
Bing Guest Chair	FT SC125	COM	3024	3932	4	63	OW	25	64
Wood Legs		COL	3327	4325			OD	24.5	62
		G1	3608	4515			OH	33.5	85
		G2	3837	4744			SH	18	46
		G3	4024	4932			AH	22.5	57
		G4	4233	5140			SD	18.5	47
		G5	4294	5202			SW	19.5	50
		L1	7074	8072					

NOTE

SPECIFY: Upholstery Wood / Lacquer Finish

Dimensions are in inches and are approximate.
 Contact Customer Service if dimensions are critical.
www.deccacontract.com

For complete list of finish options and codes, go to www.deccacontract.com

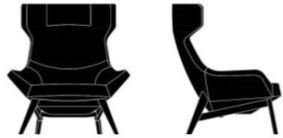
DESCRIPTION	MODEL	FABRIC GRADES	LIST PRICE	PREMIUM WOOD	YARDAGE	SQUARE FEET	DIMENSIONS	INCHES	CENTIMETERS
Bing Mid Back	FT TC400	COM	3885	4079	5	90	OW	36.5	93
Luxe Lounge		COL	4274	4487			OD	32.25	82
Wood Base		G1	4718	4912			OH	33	84
		G2	5046	5240			SH	16	41
		G3	5314	5508			AH	20.5	52
		G4	5611	5806			SD	19.6	50
		G5	5699	5893			SW	22.25	57
		L1	9626	9840					



Bing High Back	FT TC405	COM	4060	5278	6	99	OW	37	93
Luxe Lounge		COL	4466	5806			OD	32.5	83
Wood Base		G1	4977	6195			OH	41.7	106
		G2	5337	6555			SH	16	41
		G3	5632	6850			AH	20.5	52
		G4	5959	7177			SD	19.6	50
		G5	6056	7274			SW	22.25	57
		L1	10354	11694					



Bing Wing Back	FT TC410	COM	4831	6281	7	117	OW	37	93
Luxe Lounge		COL	5314	6909			OD	32.5	83
Wood Base		G1	5914	7364			OH	41.7	106
		G2	6340	7790			SH	16	41
		G3	6688	8138			AH	20.5	52
		G4	7075	8525			SD	19.6	50
		G5	7190	8639			SW	22.44	57
		L1	12273	13867					





Bing Ottoman	FT- OT110	COM	2035	2646	1	18	OW	24	61
Wood Base		COL	2239	2911			OD	24	61
		G1	2202	2813			OH	14	36
		G2	2268	2878					
		G3	2321	2932					
		G4	2381	2991					
		G5	2398	3009					
		L1	3310	3981					



SPECIFY:
 Upholstery
 Wood / Lacquer Finish

Dimensions are in inches and are approximate.
 Contact Customer Service if dimensions are critical.
www.deccacontract.com

For complete list of finish options and codes, go to www.deccacontract.com

DESCRIPTION	MODEL	FABRIC GRADES	LIST PRICE	PREMIUM WOOD	YARDAGE	SQUARE FEET	DIMENSIONS	INCHES	CENTIMETERS
Bing Mid Back Work Lounge Wood Base 	FT- TC420	COM	3176	4128	4	63	OW	27	68
		COL	3493	4541			OD	28	72
		G1	3759	4712			OH	33	85
		G2	3988	4941			SH	16	41
		G3	4176	5128			AH	--	--
		G4	4384	5337			SD	18	46
		G5	4446	5398			SW	20	51
L1	7240	8288							
Bing High Back Work Lounge Wood Base 	FT- TC425	COM	3371	4383	5	90	OW	27	68
		COL	3709	4821			OD	28	72
		G1	4205	5216			OH	41	105
		G2	4532	5544			SH	16	41
		G3	4800	5811			AH	--	--
		G4	5098	6109			SD	18	46
		G5	5185	6197			SW	20	51
L1	9061	10174							

SPECIFY:

Upholstery







Wood / Lacquer Finish

Dimensions are in inches and are approximate.

Contact Customer Service if dimensions are critical.

www.deccacontract.com

For complete list of finish options and codes, go to www.deccacontract.com




DESCRIPTION	MODEL	POWDER COATED	BRUSHED STAINLESS STEEL	POLISHED STAINLESS STEEL		DIMENSIONS	INCHES	CENTIMETERS
Bing Coffee Table Tubular Base   Bing Layup Pattern 	FT CT135	2787	2926	3205	Wood Top	OW	30	76
	FT CT135B	2844	2986	3271	Bing Layup Pattern	OD	30	76
	FT CT135P	2702	2837	3108	Lacquer Top	OH	15	38
	FT CT135SSF	3001	3151	3451	Solid SurfaceTop			
	FT CT135CAS	3153	3310	3626	Carerra Stone Top			
	FT CT135EMS	3291	3455	3784	Emperador Stone Top			
	FT CT135NMS	3139	3296	3610	Nero Marquina Stone Top			
Bing Coffee Table Tubular Base   Bing Layup Pattern 	FT CT115	3073	3227	3534	Wood Top	OW	36	91
	FT CT115B	3131	3288	3601	Bing Layup Pattern	OD	36	91
	FT CT115P	2981	3130	3428	Lacquer Top	OH	15	38
	FT CT115SSF	3275	3439	3766	Solid SurfaceTop			
	FT CT115CAS	3440	3612	3957	Carerra Stone Top			
	FT CT115EMS	3592	3772	4131	Emperador Stone Top			
	FT CT115NMS	3427	3598	3941	Nero Marquina Stone Top			

NOTE

SPECIFY:
 Metal Finish
 Wood / Lacquer / Stone / Solid Surface Finish

Dimensions are in inches and are approximate.
 Contact Customer Service if dimensions are critical.
www.deccacontract.com

For complete list of finish options and codes, go to www.deccacontract.com







DESCRIPTION	MODEL	POWDER COATED	BRUSHED STAINLESS STEEL	POLISHED STAINLESS STEEL		DIMENSIONS		
						INCHES	CENTIMETERS	
Bing Coffee Table	FT CT120	3368	3536	3873	Wood Top	OW	42	107
Tubular Base						OD	42	107
	FT CT120B	3424	3595	3938	Bing Layup Pattern	OH	15	38
	FT CT120P	3269	3432	3759	Lacquer Top			
	FT CT120SSF	3590	3770	4129	Solid Surface Top			
	FT CT120CAS	3776	3965	4343	Carerra Stone Top			
Bing Layup Pattern	FT CT120EMS	3942	4139	4533	Emperador Stone Top			
	FT CT120NMS	3763	3951	4327	Nero Marquina Stone Top			

NOTE

SPECIFY:
 Metal Finish
 Wood / Lacquer / Stone / Solid Surface Finish

Dimensions are in inches and are approximate.
 Contact Customer Service if dimensions are critical.
www.deccacontract.com

For complete list of finish options and codes, go to www.deccacontract.com







DESCRIPTION	MODEL	POWDER COATED	BRUSHED STAINLESS STEEL	POLISHED STAINLESS STEEL		DIMENSIONS		
						INCHES	CENTIMETERS	
Bing Coffee Table Tubular Base   Bing Layup Pattern 	FT CT125	2748	2885	3160	Wood Top	OW	30	76
	FT CT125B	2806	2946	3226	Bing Layup Pattern	OD	30	76
	FT CT125P	2665	2799	3065	Lacquer Top	OH	15	38
	FT CT125SSF	2929	3075	3368	Solid SurfaceTop			
	FT CT125CAS	3080	3234	3542	Carerra Stone Top			
	FT CT125EMS	3218	3379	3701	Emperador Stone Top			
	FT CT125NMS	3067	3220	3527	Nero Marquina Stone Top			
Bing Coffee Table Tubular Base   Bing Layup Pattern 	FT CT130	3010	3160	3461	Wood Top	OW	36	91
	FT CT130B	3066	3219	3525	Bing Layup Pattern	OD	36	91
	FT CT130P	2918	3064	3355	Lacquer Top	OH	15	38
	FT CT130SSF	3211	3372	3693	Solid SurfaceTop			
	FT CT130CAS	3384	3553	3891	Carerra Stone Top			
	FT CT130EMS	3535	3712	4065	Emperador Stone Top			
	FT CT130NMS	3363	3531	3867	Nero Marquina Stone Top			

NOTE

SPECIFY:
 Metal Finish
 Wood / Lacquer / Stone / Solid Surface Finish

Dimensions are in inches and are approximate.
 Contact Customer Service if dimensions are critical.
www.deccacontract.com

For complete list of finish options and codes, go to www.deccacontract.com

DESCRIPTION	MODEL	POWDER COATED	BRUSHED STAINLESS STEEL	POLISHED STAINLESS STEEL		DIMENSIONS		
						INCHES	CENTIMETERS	
Bing Side Table Tubular Base   Bing Layup Pattern 	FT ST115	2274	2388	2615	Wood Top	OW	20	51
	FT ST115B	2332	2448	2681	Bing Layup Pattern	OD	20	51
	FT ST115P	2197	2307	2526	Lacquer Top	OH	20	51
	FT ST115SSF	2324	2440	2673	Solid SurfaceTop			
	FT ST115CAS	2407	2527	2768	Carerra Stone Top			
	FT ST115EMS	2482	2607	2855	Emperador Stone Top			
	FT ST115NMS	2414	2534	2776	Nero Marquina Stone Top			
Bing Side Table Tubular Base   Bing Layup Pattern 	FT ST125	2012	2113	2314	Wood Top	OW	18	46
	FT ST125B	2070	2173	2380	Bing Layup Pattern	OD	18	46
	FT ST125P	1936	2032	2226	Lacquer Top	OH	20	51
	FT ST125SSF	2041	2143	2348	Solid SurfaceTop			
	FT ST125CAS	2097	2201	2411	Carerra Stone Top			
	FT ST125EMS	2138	2245	2459	Emperador Stone Top			
	FT ST125NMS	2110	2216	2427	Nero Marquina Stone Top			

NOTE

SPECIFY: Metal Finish Wood / Lacquer / Stone / Solid Surface Finish

Dimensions are in inches and are approximate.
 Contact Customer Service if dimensions are critical.
www.deccacontract.com

For complete list of finish options and codes, go to www.deccacontract.com