

FRAMEWORK

DECCA | CONTRACT



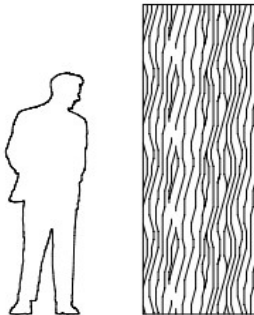
GRADE ONE FINISHES:

- #12 NATURAL OAK
- #12 SMOKED ASH
- #13 SAND OAK
- #13 FOREST OAK
- #13 DARK OAK
- #14 QUARTERED ASH
- #14 EBONIZED ASH
- #15 KNOTTY OAK
- #15 SMOKED OAK
- #15 GRAY OAK


GRADE TWO FINISHES:

- #125 NATUARL WALNUT
- #137 SORREL WALNUT
- #139 SABLE WALNUT
- #152 KNOTTY WALNUT

STANDARD FOR END PANEL VENEER




SLIP MATCH




BOOKMATCH

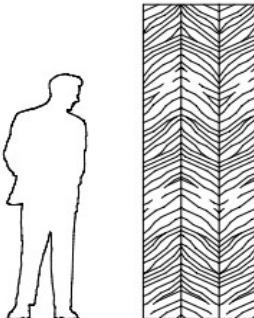
OPTIONS FOR END PANEL VENEER
10% UPCHARGE




RIBBON



OFF-SET BOX

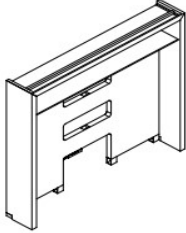


HERRINGBONE



BING

FRAMEWORK

DESCRIPTION	MODEL	GRADE 1	GRADE 2	WIDTH	DEPTH	HEIGHT
Single Side Framework with shelf 	WK SW961890	8754	10505	96	18	90.75
	WK SW1081890	9220	11064	108	18	90.75
	WK SW1201890	9687	11624	120	18	90.75
item to be attached on to wall						

Freestanding Finished Back Side of Back Panel Optional Upcharge	5%
Freestanding Face Veneer on Back Side of Back Panel Optional Upcharge	15%

Miter Joint on Exterior Frame Optional Upcharge	20%
---	-----

LED light Optional Upcharge	1839
---------------------------------------	------

Lacquer Shelf Optional Upcharge	200
---	-----

High Gloss On Shelf Optional Upcharge	150
---	-----

Two Bookend Optional Upcharge	598	718
---	-----	-----

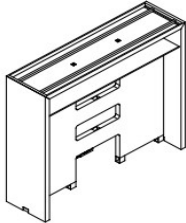
NOTE

STANDARD FINISHES

For a complete list of STANDARD wood finishes please go to www.deccacontract.com

Dimensions are in inches and are approximate.

FRAMEWORK

DESCRIPTION	MODEL	GRADE 1	GRADE 2	WIDTH	DEPTH	HEIGHT
Double Side Framework with shelf 	WK SW963090	14565	17478	96	30	90.75
	WK SW1083090	15032	18038	108	30	90.75
	WK SW1203090	15498	18598	120	30	90.75

Miter Joint on Exterior Frame 20%
Optional Upcharge

LED light 3678
Optional Upcharge

Lacquer Shelf 400
Optional Upcharge

High Gloss On Shelf 300
Optional Upcharge

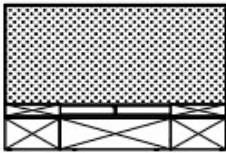
Four Bookend 1196 1435
Optional Upcharge

NOTE

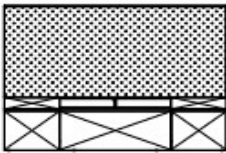
STANDARD FINISHES
For a complete list of STANDARD wood finishes please go to www.deccacontract.com

Dimensions are in inches and are approximate.
Contact Customer Service if dimensions are critical.

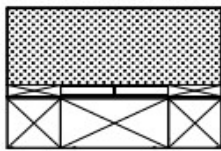
DESCRIPTION	MODEL	GRADE 1	GRADE 2	WIDTH	DEPTH	HEIGHT
Modular Components	WK BT892022	5105	6126	89	20.5	72
22" H Continental Shelf						
drawer on each end	WK BT1012022	5160	6192	101	20.5	72
upper tackboard wall panel						
removeable modesty panel	WK BT1132022	5214	6257	113	20.5	72



26" H Continental Shelf	WK BT892026	5131	6157	89	20.5	72
drawer on each end						
upper tackboard wall panel	WK BT1012026	5185	6222	101	20.5	72
removeable modesty panel	WK BT1132026	5240	6288	113	20.5	72



33" H Counter Shelf	WK BT892033	5156	6187	89	20.5	72
drawer on each end						
upper tackboard wall panel	WK BT1012033	5211	6253	101	20.5	72
removeable modesty panel	WK BT1132033	5265	6318	113	20.5	72

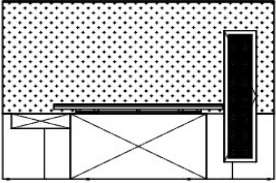


NOTE

STANDARD FINISHES

For a complete list of STANDARD wood finishes please go to www.deccacontract.com

Dimensions are in inches and are approximate. Contact Customer Service if dimensions are critical.

DESCRIPTION	MODEL	GRADE 1	GRADE 2	CAME INSET DOOR UPCHARGE	WIDTH	DEPTH	HEIGHT
Modular Components	WK STS8925L	7984	9581		89	25.875	72
Height Adjustable Worksurface	WK STS8925R *						
Vertical Storage Unit							
Tack Panel	WK STS10125L	8320	9984		101	25.875	72
removeable modesty panel	WK STS10125R						
	WK STS11325L	8656	10387		113	25.875	72
	WK STS11325R						
LED Light inside Tall Storage		1839					
Optional Upcharge							

NOTE

STANDARD FINISHES

For a complete list of STANDARD wood finishes please go to www.deccacontract.com

Code Description

- L** left hinge door
- R** right hinge door

Dimensions are in inches and are approximate. Contact Customer Service if dimensions are critical. www.deccacontract.com

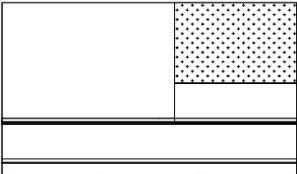
DESCRIPTION	MODEL	GRADE 1	GRADE 2	CANE INSET DOOR UPCHARGE	WIDTH	DEPTH	HEIGHT
ALL THE ABOVE COMPONENTS INCLUDE A TACKBOARD IN GRADE 1 FABRIC							
Tackboard upcharges for COM fabric and Grade 2 fabric		COM	Grade 2			Yardage	
	89 HTD	119	978			3	
	101 HTD	183	1143			3.25	
	113 HTD	250	1308			4.5	
Optional Interior Veneer Wall Upcharge		1102			89	--	50
		1156			101	--	50
		1210			113	--	50
Optional Interior Back Painted Glass Wall Panel Upcharge		670			89	--	50
		705			101	--	50
		742			113	--	50

NOTE

STANDARD FINISHES

For a complete list of STANDARD wood finishes
please go to www.deccacontract.com

Dimensions are in inches and are approximate.
Contact Customer Service if dimensions are critical.

DESCRIPTION	MODEL	GRADE 1	GRADE 2	WIDTH	DEPTH	HEIGHT
Modular Components White Back Painted Glass Interior Tackboard & Magazine Shelves	WK VB8912LZRG WK VB8912LGRZ *	6794	8153	89	12.5	72
	WK VB10112LZRG WK VB10112LGRZ	6865	8238	101	12.5	72
	WK VB11312LZRG WK VB11312LGRZ	6938	8326	113	12.5	72

ALL THE ABOVE COMPONENTS INCLUDE A TACKBOARD IN GRADE 1 FABRIC

Tackboard upcharges for COM fabric and Grade 2 fabric	COM	Grade 2	Yardage
30 HTD	70	367	1
34 HTD	75	408	1.25
36 HTD	78	450	1.25

LED Light On Lower Shelves Optional Upcharge	1839
--	-------------

NOTE

STANDARD FINISHES	Code Description	Dimensions are in inches and are approximate. Contact Customer Service if dimensions are critical.
For a complete list of STANDARD wood finishes please go to www.deccacontract.com	LZ left magazine shelf RZ right magazine shelf	