

DESCRIPTION	MODEL	FABRIC GRADES	POWDER COATED	BRUSHED STAINLESS STEEL	POLISHED STAINLESS STEEL	YARDAGE	SQUARE FEET	DIMENSIONS	INCHES	CENTIMETERS
Span One Armless Lounge Chair	DG LC305	COM	1761	1849	2025	5	90	OW	36	91
Loose Back Cushion		COL	1937	2034	2228			OD	32	81
Metal Base		G1	2120	2208	2385			OH	31	79
		G2	2440	2528	2705			SH	16	41
		G3	2580	2668	2845			AH	--	--
		G4	2680	2768	2945			SD	20	50
		G5	2840	2928	3105			SW	36	91
		L1	4949	5046	5239					



Span One Lounge Chair	DG LC310	COM	1795	1885	2065	6	108	OW	36	91
Loose Back Cushion		COL	1975	2074	2271			OD	32	81
Metal Base		G1	2237	2327	2506			OH	31	79
		G2	2628	2718	2897			SH	16	41
		G3	2799	2889	3068			AH	27	68
		G4	2921	3011	3191			SD	20	50
		G5	3117	3207	3386			SW	26	66
		L1	5668	5767	5964					



Span Two Lounge Chair	DG LC320	COM	1825	1916	2099	6	108	OW	36	91
Loose Back & Seat Cushion		COL	2008	2108	2309			OD	34	86
Metal Base		G1	2345	2436	2619			OH	31	79
		G2	2807	2899	3081			SH	16	41
		G3	3010	3101	3283			AH	27	68
		G4	3154	3245	3428			SD	20	50
		G5	3385	3476	3659			SW	26	66
		L1	6379	6480	6681					



NOTE

SPECIFY:

Metal Finish


Upholstery


Dimensions are in inches and are approximate.

Contact Customer Service if dimensions are critical.

www.deccacontract.com

For complete list of finish options and codes, see page 5 & 6 of price list or go to www.deccacontract.com

DESCRIPTION	MODEL	FABRIC GRADES	POWDER COATED	BRUSHED STAINLESS STEEL	POLISHED STAINLESS STEEL	YARDAGE	SQUARE FEET	DIMENSIONS	INCHES	CENTIMETERS
Span One Lounge Chair Left Arm, Loose Back Cushion Metal Base 	DG LC310L	COM	1788	1878	2056	5	81	OW	32	81
		COL	1967	2065	2262			OD	32	81
		G1	2188	2278	2457			OH	31	79
		G2	2544	2633	2812			SH	16	41
		G3	2700	2789	2968			AH	27	68
		G4	2811	2900	3079			SD	20	50
		G5	2988	3078	3257			SW	31	79
		L1	4979	5078	5274					


Span One Lounge Chair Right Arm, Loose Back Cushion Metal Base 	DG LC310R	COM	1788	1878	2056	5	81	OW	32	81
		COL	1967	2065	2262			OD	32	81
		G1	2188	2278	2457			OH	31	79
		G2	2544	2633	2812			SH	16	41
		G3	2700	2789	2968			AH	27	68
		G4	2811	2900	3079			SD	20	50
		G5	2988	3078	3257			SW	31	79
		L1	4979	5078	5274					


NOTE


SPECIFY: Metal Finish Upholstery

Dimensions are in inches and are approximate.
 Contact Customer Service if dimensions are critical.
www.deccacontract.com

For complete list of finish options and codes, see page 5 & 6 of price list or go to www.deccacontract.com

DESCRIPTION	MODEL	FABRIC GRADES	POWDER COATED	BRUSHED STAINLESS STEEL	POLISHED STAINLESS STEEL	YARDAGE	SQUARE FEET	DIMENSIONS	INCHES	CENTIMETERS
Span One Armless Love Seat Loose Back Cushion Metal Base 	DG LL400	COM	2801	2941	3221	7.5	135	OW	64	163
		COL	3081	3235	3543			OD	32	81
		G1	3440	3580	3860			OH	31	79
		G2	4009	4149	4429			SH	16	41
		G3	4258	4398	4678			AH	--	--
		G4	4436	4576	4856			SD	20	50
		G5	4720	4860	5140			SW	64	163
		L1	8444	8598	8907					

Span One Love Seat Loose Back Cushions Metal Base 	DG LL405	COM	2865	3008	3294	9.5	171	OW	64	163
		COL	3151	3309	3624			OD	32	81
		G1	3504	3647	3934			OH	31	79
		G2	4073	4216	4503			SH	16	41
		G3	4322	4465	4752			AH	27	68
		G4	4500	4643	4929			SD	20	50
		G5	4784	4927	5214			SW	54	137
		L1	8514	8671	8986					


Span Two Love Seat Loose Seat & Back Cushions Metal Base 	DG LL425	COM	2940	3087	3381	11	198	OW	64	163
		COL	3234	3396	3719			OD	34	86
		G1	3813	3960	4254			OH	31	79
		G2	4596	4743	5037			SH	16	41
		G3	4938	5085	5379			AH	27	68
		G4	5182	5329	5623			SD	20	50
		G5	5573	5720	6014			SW	54	137
		L1	10629	10791	11114					


NOTE

SPECIFY: Metal Finish Upholstery

Dimensions are in inches and are approximate.
 Contact Customer Service if dimensions are critical.
www.deccacontract.com

For complete list of finish options and codes, see page 5 & 6 of price list or go to www.deccacontract.com

DESCRIPTION	MODEL	FABRIC GRADES	POWDER COATED	BRUSHED STAINLESS STEEL	POLISHED STAINLESS STEEL	YARDAGE	SQUARE FEET	DIMENSIONS	INCHES	CENTIMETERS
Span One Love Seat	DG LL410L	COM	2867	3010	3297	9	162	OW	64	163
Left Arm, Loose Back Cushions		COL	3154	3312	3627			OD	32	81
Metal Base		G1	3580	3723	4010			OH	31	79
		G2	4220	4363	4650			SH	16	41
		G3	4500	4643	4930			AH	27	68
		G4	4700	4843	5130			SD	20	50
		G5	5020	5163	5450			SW	59	150
		L1	9189	9346	9662					


Span One Love Seat	DG LL410R	COM	2867	3010	3297	9	162	OW	64	163
Right Arm, Loose Back Cushions		COL	3154	3312	3627			OD	32	81
Metal Base		G1	3580	3723	4010			OH	31	79
		G2	4220	4363	4650			SH	16	41
		G3	4500	4643	4930			AH	27	68
		G4	4700	4843	5130			SD	20	50
		G5	5020	5163	5450			SW	59	150
		L1	9189	9346	9662					


NOTE

SPECIFY: Metal Finish Upholstery

Dimensions are in inches and are approximate.
 Contact Customer Service if dimensions are critical.
www.deccacontract.com

For complete list of finish options and codes, see page 5 & 6 of price list or go to www.deccacontract.com

DESCRIPTION	MODEL	FABRIC GRADES	POWDER COATED	BRUSHED STAINLESS STEEL	POLISHED STAINLESS STEEL	YARDAGE	SQUARE FEET	DIMENSIONS	INCHES	CENTIMETERS
Span Two Love Seat	DG LL440L	COM	2927	3073	3366	10	180	OW	64	163
Left Arm		COL	3219	3380	3702			OD	34	86
Loose Back & Seat Cushions		G1	3807	3953	4246			OH	31	79
Metal Base		G2	4589	4735	5028			SH	16	41
		G3	4931	5077	5370			AH	27	68
		G4	5175	5322	5614			SD	20	50
		G5	5567	5713	6006			SW	59	150
		L1	10622	10783	11105					


Span Two Love Seat	DG LL440R	COM	2927	3073	3366	10	180	OW	64	163
Right Arm		COL	3219	3380	3702			OD	34	86
Loose Back & Seat Cushions		G1	3807	3953	4246			OH	31	79
Metal Base		G2	4589	4735	5028			SH	16	41
		G3	4931	5077	5370			AH	27	68
		G4	5175	5322	5614			SD	20	50
		G5	5567	5713	6006			SW	59	150
		L1	10622	10783	11105					


NOTE


SPECIFY: Metal Finish Upholstery

Dimensions are in inches and are approximate.
Contact Customer Service if dimensions are critical.
www.deccacontract.com

For complete list of finish options and codes, see page 5 & 6 of price list or go to www.deccacontract.com

DESCRIPTION	MODEL	FABRIC GRADES	POWDER COATED	BRUSHED STAINLESS STEEL	POLISHED STAINLESS STEEL	YARDAGE	SQUARE FEET	DIMENSIONS	INCHES	CENTIMETERS
Span One Armless Sofa	DG LS500	COM	3186	3346	3664	13	234	OW	96	244
Loose Back Cushions		COL	3505	3680	4031			OD	32	81
Metal Base		G1	3987	4146	4464			OH	31	79
		G2	4698	4857	5176			SH	16	41
		G3	5009	5168	5487			AH	--	--
		G4	5231	5390	5709			SD	20	50
		G5	5587	5746	6064			SW	96	244
		L1	10219	10394	10744					

Span One Sofa	DG LS505	COM	3251	3413	3739	13	234	OW	96	244
Loose Back Cushions		COL	3576	3755	4112			OD	32	81
Metal Base		G1	4210	4372	4697			OH	31	79
		G2	5063	5225	5550			SH	16	41
		G3	5436	5599	5924			AH	27	68
		G4	5703	5865	6190			SD	20	50
		G5	6130	6292	6617			SW	86	218
		L1	11647	11826	12183					


Span Two Sofa	DG LS515	COM	3274	3438	3765	16.5	297	OW	96	244
Loose Back & Seat cushions		COL	3602	3782	4142			OD	34	86
Metal Base		G1	4430	4593	4921			OH	31	79
		G2	5461	5624	5952			SH	16	41
		G3	5912	6075	6403			AH	27	68
		G4	6234	6398	6725			SD	20	50
		G5	6750	6913	7241			SW	86	218
		L1	13369	13549	13909					


NOTE

SPECIFY: Metal Finish Upholstery

Dimensions are in inches and are approximate.
Contact Customer Service if dimensions are critical.
www.deccacontract.com

For complete list of finish options and codes, see page 5 & 6 of price list or go to www.deccacontract.com

DESCRIPTION	MODEL	FABRIC GRADES	POWDER COATED	BRUSHED STAINLESS STEEL	POLISHED STAINLESS STEEL	YARDAGE	SQUARE FEET	DIMENSIONS	INCHES	CENTIMETERS
Span One Sofa	DG LS510L	COM	3251	3414	3739	13	234	OW	96	244
Left Arm		COL	3577	3755	4113			OD	32	81
Loose Back Cushions		G1	4050	4212	4537			OH	31	79
Metal Base		G2	4761	4923	5248			SH	16	41
		G3	5072	5234	5559			AH	--	--
		G4	5294	5457	5782			SD	20	50
		G5	5650	5812	6137			SW	96	244
		L1	10286	10465	10823					


Span One Sofa	DG LS510R	COM	3251	3414	3739	13	234	OW	96	244
Right Arm		COL	3577	3755	4113			OD	32	81
Loose Back Cushions		G1	4050	4212	4537			OH	31	79
Metal Base		G2	4761	4923	5248			SH	16	41
		G3	5072	5234	5559			AH	27	68
		G4	5294	5457	5782			SD	20	50
		G5	5650	5812	6137			SW	86	218
		L1	10286	10465	10823					


NOTE

SPECIFY: Metal Finish Upholstery

Dimensions are in inches and are approximate.
Contact Customer Service if dimensions are critical.
www.deccacontract.com

For complete list of finish options and codes, see page 5 & 6 of price list or go to www.deccacontract.com

DESCRIPTION	MODEL	FABRIC GRADES	YARDAGE	SQUARE FEET	DIMENSIONS	INCHES	CENTIMETERS			
		POWDER COATED	BRUSHED STAINLESS STEEL	POLISHED STAINLESS STEEL						
Span Two Sofa	DG LS520L	COM	3340	3507	3841	16.5	297	OW	96	244
Left Arm		COL	3674	3857	4225			OD	34	86
Loose Back & Seat Cushions		G1	4458	4625	4959			OH	31	79
Metal Base		G2	5454	5621	5955			SH	16	41
		G3	5890	6057	6390			AH	27	68
		G4	6201	6368	6702			SD	20	50
		G5	6698	6865	7199			SW	96	244
		L1	13103	13287	13654					



Span Two Sofa	DG LS520R	COM	3340	3507	3841	16.5	297	OW	96	244
Right Arm		COL	3674	3857	4225			OD	34	86
Loose Back & Seat Cushions		G1	4458	4625	4959			OH	31	79
Metal Base		G2	5454	5621	5955			SH	16	41
		G3	5890	6057	6390			AH	27	68
		G4	6201	6368	6702			SD	20	50
		G5	6698	6865	7199			SW	86	218
		L1	13103	13287	13654					


NOTE

SPECIFY: Metal Finish Upholstery

Dimensions are in inches and are approximate.
Contact Customer Service if dimensions are critical.
www.deccacontract.com

For complete list of finish options and codes, see page 5 & 6 of price list or go to www.deccacontract.com

DESCRIPTION	MODEL	FABRIC GRADES	YARDAGE	SQUARE FEET	DIMENSIONS	INCHES	CENTIMETERS			
Span One Sofa	DG LL420L	COM	2974	3122	3420	8.5	153	OW	96	244
Left Arm, Right Table		COL	3271	3435	3762			OD	32	81
Loose Back Cushions		G1	3654	3802	4100			OH	31	79
Metal Base		G2	4258	4407	4704			SH	16	41
		G3	4522	4671	4968			AH	27	68
		G4	4711	4860	5157			SD	20	50
		G5	5014	5162	5460			SW	59	150
		L1	8967	9131	9458					

Span One Sofa	DG LL420R	COM	2974	3122	3420	8.5	153	OW	96	244
Right Arm, Left Table		COL	3271	3435	3762			OD	32	81
Loose Back Cushions		G1	3654	3802	4100			OH	31	79
Metal Base		G2	4258	4407	4704			SH	16	41
		G3	4522	4671	4968			AH	27	68
		G4	4711	4860	5157			SD	20	50
		G5	5014	5162	5460			SW	59	150
		L1	8967	9131	9458					

NOTE

SPECIFY: Metal Finish Upholstery Wood / Lacquer Finish

Dimensions are in inches and are approximate.
Contact Customer Service if dimensions are critical.
www.deccacontract.com

For complete list of finish options and codes, see page 5 & 6 of price list or go to www.deccacontract.com

DESCRIPTION	MODEL	FABRIC GRADES	YARDAGE	SQUARE FEET	DIMENSIONS	INCHES	CENTIMETERS	
Span Two Sofa	DG LL445L	COM	3040	3192	3496	9.5	171	OW 96 244
Left Arm, Right Table		COL	3344	3511	3846			OD 32 81
Loose Back & Seat Cushions		G1	3760	3912	4216			OH 31 79
Metal Base		G2	4400	4552	4856			SH 16 41
		G3	4680	4832	5136			AH 27 68
		G4	4880	5032	5336			SD 20 50
		G5	5200	5352	5656			SW 59 150
		L1	9381	9548	9882			



Span Two Sofa	DG LL445R	COM	3040	3192	3496	9.5	171	OW 96 244
Right Arm, Left Table		COL	3344	3511	3846			OD 32 81
Loose Back & Seat Cushions		G1	3760	3912	4216			OH 31 79
Metal Base		G2	4400	4552	4856			SH 16 41
		G3	4680	4832	5136			AH 27 68
		G4	4880	5032	5336			SD 20 50
		G5	5200	5352	5656			SW 59 150
		L1	9381	9548	9882			





NOTE

SPECIFY: Metal Finish Upholstery Wood / Lacquer Finish

Dimensions are in inches and are approximate.
Contact Customer Service if dimensions are critical.
www.deccacontract.com

For complete list of finish options and codes, see page 5 & 6 of price list or go to www.deccacontract.com

DESCRIPTION	MODEL	FABRIC GRADES	POWDER COATED	BRUSHED STAINLESS STEEL	POLISHED STAINLESS STEEL	YARDAGE	SQUARE FEET	DIMENSIONS	INCHES	CENTIMETERS
Span One Sofa	DG LL460L	COM	3224	3385	3708	8.5	153	OW	96	244
Left Arm, Right Box Table		COL	3546	3724	4078			OD	32	81
Loose Back Cushions		G1	3903	4064	4387			OH	31	79
Metal Base		G2	4507	4669	4991			SH	16	41
		G3	4772	4933	5255			AH	27	68
		G4	4961	5122	5444			SD	20	50
		G5	5263	5424	5747			SW	59	150
		L1	9238	9416	9770					



Span One Sofa	DG LL460R	COM	3224	3385	3708	8.5	153	OW	96	244
Right Arm, Left Box Table		COL	3546	3724	4078			OD	32	81
Loose Back Cushions		G1	3903	4064	4387			OH	31	79
Metal Base		G2	4507	4669	4991			SH	16	41
		G3	4772	4933	5255			AH	27	68
		G4	4961	5122	5444			SD	20	50
		G5	5263	5424	5747			SW	59	150
		L1	9238	9416	9770					


NOTE

SPECIFY: Metal Finish Upholstery Wood / Lacquer Finish

Dimensions are in inches and are approximate.
Contact Customer Service if dimensions are critical.
www.deccacontract.com

For complete list of finish options and codes, see page 5 & 6 of price list or go to www.deccacontract.com

DESCRIPTION	MODEL	FABRIC GRADES	POWDER COATED	BRUSHED STAINLESS STEEL	POLISHED STAINLESS STEEL	YARDAGE	SQUARE FEET	DIMENSIONS	INCHES	CENTIMETERS
Span Two Sofa	DG LL465L	COM	3288	3453	3782	9.5	171	OW	96	244
Left Arm, Right Box Table		COL	3617	3798	4160			OD	32	81
Loose Back & Seat Cushions		G1	4008	4173	4502			OH	31	79
Metal Base		G2	4648	4813	5142			SH	16	41
		G3	4928	5093	5422			AH	27	68
		G4	5128	5293	5622			SD	20	50
		G5	5448	5613	5942			SW	59	150
		L1	9650	9831	10193					



Span Two Sofa	DG LL465R	COM	3288	3453	3782	9.5	171	OW	96	244
Right Arm, Left Box Table		COL	3617	3798	4160			OD	32	81
Loose Back & Seat Cushions		G1	4008	4173	4502			OH	31	79
Metal Base		G2	4648	4813	5142			SH	16	41
		G3	4928	5093	5422			AH	27	68
		G4	5128	5293	5622			SD	20	50
		G5	5448	5613	5942			SW	59	150
		L1	9650	9831	10193					



NOTE



SPECIFY: Metal Finish Upholstery Wood / Lacquer Finish

Dimensions are in inches and are approximate.
Contact Customer Service if dimensions are critical.
www.deccacontract.com

For complete list of finish options and codes, see page 5 & 6 of price list or go to www.deccacontract.com

DESCRIPTION	MODEL	FABRIC GRADES	YARDAGE	SQUARE FEET	DIMENSIONS	INCHES	CENTIMETERS			
		POWDER COATED	BRUSHED STAINLESS STEEL	POLISHED STAINLESS STEEL						
Span One Sofa	DG LL430	COM	3498	3672	4022	8.5	153	OW	96	244
Center Storage with Cable Management		COL	3847	4040	4424			OD	32	81
Loose Back Cushions		G1	4136	4311	4661			OH	31	79
Metal Base		G2	4705	4880	5229			SH	16	41
		G3	4954	5129	5478			AH	27	68
		G4	5131	5306	5656			SD	20	50
		G5	5416	5591	5941			SW	59	150
		L1	9195	9387	9772					

Span One Sofa	DG LL450	COM	3461	3634	3980	8.5	153	OW	96	244
Center Storage		COL	3807	3997	4378			OD	32	81
Loose Back Cushions		G1	4105	4278	4624			OH	31	79
Metal Base		G2	4673	4846	5193			SH	16	41
		G3	4922	5095	5441			AH	27	68
		G4	5100	5273	5619			SD	20	50
		G5	5385	5558	5904			SW	59	150
		L1	9160	9350	9731					


Span Two Sofa	DG LL455	COM	3531	3708	4061	10	180	OW	96	244
Center Storage		COL	3884	4079	4467			OD	32	81
Loose Back & Seat Cushions		G1	4331	4508	4861			OH	31	79
Metal Base		G2	5042	5219	5572			SH	16	41
		G3	5353	5530	5883			AH	27	68
		G4	5576	5752	6105			SD	20	50
		G5	5931	6108	6461			SW	59	150
		L1	10593	10788	11176					

NOTE

SPECIFY: Metal Finish Upholstery Wood / Lacquer Finish

Dimensions are in inches and are approximate.
Contact Customer Service if dimensions are critical.
www.deccacontract.com

For complete list of finish options and codes, see page 5 & 6 of price list or go to www.deccacontract.com





DESCRIPTION	MODEL	FABRIC GRADES	LIST PRICE	YARDAGE	SQUARE FEET	DIMENSIONS	INCHES	CENTIMETERS
Span One Accent Pillow Accent Pillow 		COM	89	0.6	10.8	OW	22	56
		COL	98			OD	3	6
		G1	129			OH	12	30
		G2	164					
		G3	180					
		G4	191					
		G5	209					
		L1	438					

NOTE

SPECIFY:

Metal Finish	Dimensions are in inches and are approximate.
Upholstery	Contact Customer Service if dimensions are critical.
Wood / Lacquer Finish	www.deccacontract.com

For complete list of finish options and codes, see page 5 & 6 of price list or go to www.deccacontract.com



DESCRIPTION	MODEL	FABRIC GRADES	POWDER COATED	BRUSHED STAINLESS STEEL	POLISHED STAINLESS STEEL	YARDAGE	SQUARE FEET	DIMENSIONS	INCHES	CENTIMETERS
Span Ottoman Metal Base 	DG BE600	COM	1284	1349	1477	2	27	OW	32	81
		COL	1413	1484	1625			OD	32	81
		G1	1423	1487	1616			OH	15.5	39
		G2	1548	1612	1740					
		G3	1602	1666	1795					
		G4	1641	1705	1834					
		G5	2265	2329	2457					
		L1	2567	2637	2779					
Span Bench Metal Base 	DG BE605	COM	2306	2422	2652	4	63	OW	64	163
		COL	2537	2664	2918			OD	32	81
		G1	2627	2742	2973			OH	15.5	39
		G2	2911	3026	3257					
		G3	3036	3151	3382					
		G4	3124	3240	3470					
		G5	2967	3082	3313					
		L1	5195	5322	5575					
Span Bench Metal Base 	DG BE610	COM	3462	3635	3981	3.5	63	OW	96	244
		COL	3808	3998	4379			OD	32	81
		G1	3821	3994	4340			OH	15.5	39
		G2	4141	4314	4660					
		G3	4281	4454	4800					
		G4	4381	4554	4900					
		G5	4541	4714	5060					
		L1	6773	6964	7344					
Span Bench Center Storage Metal Base 	DG BE615	COM	3560	3738	4094	3.5	63	OW	96	244
		COL	3916	4112	4504			OD	32	81
		G1	3841	4019	4375			OH	15.5	39
		G2	4090	4268	4624					
		G3	4199	4377	4733					
		G4	4277	4455	4811					
		G5	4401	4579	4935					
		L1	6202	6398	6790					

NOTE

SPECIFY: Metal Finish Upholstery Wood / Lacquer Finish

Dimensions are in inches and are approximate.
Contact Customer Service if dimensions are critical.
www.deccacontract.com

For complete list of finish options and codes, see page 5 & 6 of price list or go to www.deccacontract.com

DESCRIPTION	MODEL	POWDER COATED	BRUSHED STAINLESS STEEL	POLISHED STAINLESS STEEL	DIMENSIONS		
					INCHES	CENTIMETERS	
Span Coffee Table	DG CT140	1761	1849	2025	OW	32	81
Metal Base					OD	32	81
					OH	11	27
							
Span Coffee Table	DG CT150	3004	3154	3455	OW	64	163
Metal Base					OD	32	81
					OH	11	27
							

NOTE

SPECIFY:

Metal Finish Dimensions are in inches and are approximate.

Wood / Lacquer Finish Contact Customer Service if dimensions are critical.

www.deccacontract.com

For complete list of finish options and codes, see page 5 & 6 of price list or go to www.deccacontract.com