

DESCRIPTION	MODEL	FABRIC GRADES	POWDER COATED	BRUSHED STAINLESS STEEL	POLISHED STAINLESS STEEL	YARDAGE	SQUARE FEET	DIMENSIONS	INCHES	CENTIMETERS
Rottet Lounge Chair	LR LC350	COM	3079	3233	3541	4	72	OW	33	84
Wood Shell		COL	3387	3556	3895			OD	27.5	70
Metal Base		G1	3615	3769	4077			OH	28.5	72
		G2	4090	4243	4551			AH	23.5	60
		G3	4297	4451	4759			SW	26.5	67
		G4	4445	4599	4907			SD	21	54
		G5	4682	4836	5144			SH	16	40
		L1	7840	8009	8348					



Multiple Upholstery

INTERIOR SHELL YARAGE: 3.5 ; SEAT & BACK CUSHION YARDAGE: 3.5

INTERIOR SHELL SQUARE FEET 63 ; SEAT & BACK CUSHION SQUARE FEET: 63

Rottet Sofa	LR LL450	COM	4977	5226	5723	11.0	198	OW	73.8	187
Wood Shell		COL	5475	5748	6296			OD	27.5	70
Metal Base		G1	5930	6179	6677			OH	28.5	72
		G2	6777	7026	7524			AH	23.5	60
		G3	7147	7396	7894			SW	67	171
		G4	7412	7661	8158			SD	21	54
		G5	7835	8084	8582			SH	16	40
		L1	13436	13710	14257					



Multiple Upholstery

INTERIOR SHELL YARAGE: 5 ; SEAT & BACK CUSHION YARDAGE: 7.5

INTERIOR SHELL SQUARE FEET: 90 ; SEAT & BACK CUSHION SQUARE FEET: 135

Rottet Sofa	LR LS550	COM	5920	6216	6808	14	252	OW	98	248
Wood Shell		COL	6512	6838	7489			OD	27.5	70
Metal Base		G1	7214	7511	8103			OH	28.5	72
		G2	8366	8662	9254			AH	23.5	60
		G3	8870	9166	9758			SW	91	232
		G4	9229	9525	10117			SD	21	54
		G5	9805	10101	10693			SH	16	40
		L1	17360	17686	18337					



Multiple Upholstery


INTERIOR SHELL YARAGE: 7 ; SEAT & BACK CUSHION YARDAGE: 10

INTERIOR SHELL SQUARE FEET: 126 ; SEAT & BACK CUSHION SQUARE FEET: 180

NOTE

SPECIFY: Dimensions are in inches and are approximate.
 Metal Finish Contact Customer Service if dimensions are critical.
 Upholstery www.deccacontract.com
 Wood / Lacquer Finish


For complete list of finish options and codes, see page 5 & 6 of price list or go to www.deccacontract.com

DESCRIPTION	MODEL	FABRIC GRADES	FABRIC GRADES			YARDAGE	SQUARE FEET	DIMENSIONS		
			POWDER COATED	BRUSHED STAINLESS STEEL	POLISHED STAINLESS STEEL			INCHES	CENTIMETERS	
Rottet Asymmetrical Sofa_RH	LR LA511RAF	COM	4845	5088	5572	11	198	OW	96	245
Wood Shell		COL	5330	5596	6129			OD	27.5	70
Metal Base		G1	5990	6232	6717			OH	28.5	72
		G2	7006	7248	7733			AH	23.5	60
		G3	7450	7692	8177			SW	92	235
		G4	7768	8010	8494			SD	21	54
		G5	8276	8518	9002			SH	16	40
		L1	14914	15181	15714					

Multiple Upholstery

INTERIOR SHELL YARAGE: 6 ; SEAT & BACK CUSHION YARDAGE: 9

INTERIOR SHELL SQUARE FEET: 108 ; SEAT & BACK CUSHION SQUARE FEET: 162

Rottet Asymmetrical Sofa_LH	LR LA512LAF	COM	4845	5088	5572	11	198	OW	96	245
Wood Shell		COL	5330	5596	6129			OD	27.5	70
Metal Base		G1	5990	6232	6717			OH	28.5	72
		G2	7006	7248	7733			AH	23.5	60
		G3	7450	7692	8177			SW	92	235
		G4	7768	8010	8494			SD	21	54
		G5	8276	8518	9002			SH	16	40
		L1	14914	15181	15714					

Multiple Upholstery

INTERIOR SHELL YARAGE: 6 ; SEAT & BACK CUSHION YARDAGE: 9

INTERIOR SHELL SQUARE FEET: 108 ; SEAT & BACK CUSHION SQUARE FEET: 162

NOTE

SPECIFY: Dimensions are in inches and are approximate.
 Metal Finish Contact Customer Service if dimensions are critical.
 Upholstery www.deccacontract.com
 Wood / Lacquer Finish

For complete list of finish options and codes, see page 5 & 6 of price list or go to www.deccacontract.com

DESCRIPTION	MODEL	FABRIC GRADES	FABRIC GRADES			YARDAGE	SQUARE FEET	DIMENSIONS		
			POWDER COATED	BRUSHED STAINLESS STEEL	POLISHED STAINLESS STEEL			INCHES	CENTIMETERS	
Rottet Asymmetrical Corner Sofa										
extended_RH	LR LA521RAF	COM	9423	9895	10837	17	306	OW	92	233
Wood Shell		COL	10366	10884	11921			OD	90	229
Metal Base		G1	11708	12179	13122			OH	28.5	72
		G2	13740	14211	15153			AH	23.5	60
		G3	14629	15100	16042			SW	85	216
		G4	15264	15735	16677			SD	21	54
		G5	16280	16751	17693			SH	16	40
		L1	29538	30056	31092					



Multiple Upholstery

INTERIOR SHELL YARDAGE: 10 ; SEAT & BACK CUSHION YARDAGE: 20
 INTERIOR SHELL SQUARE FEET: 180 ; SEAT & BACK CUSHION SQUARE FEET: 360

Rottet Asymmetrical Corner Sofa										
extended_LH	LR LA522LAF	COM	9423	9895	10837	17	306	OW	92	233
Wood Shell		COL	10366	10884	11921			OD	90	229
Metal Base		G1	11708	12179	13122			OH	28.5	72
		G2	13740	14211	15153			AH	23.5	60
		G3	14629	15100	16042			SW	85	216
		G4	15264	15735	16677			SD	21	54
		G5	16280	16751	17693			SH	16	40
		L1	29538	30056	31092					



Multiple Upholstery

INTERIOR SHELL YARDAGE: 10 ; SEAT & BACK CUSHION YARDAGE: 20
 INTERIOR SHELL SQUARE FEET: 180 ; SEAT & BACK CUSHION SQUARE FEET: 360

Rottet Bench	LR BE700	COM	4482	4706	5154	6	108	OW	97	246
Wood Shell		COL	4930	5176	5669			OD	27	69
Metal Base		G1	5206	5430	5878			OH	17	43
		G2	5849	6073	6521			AH	17	43
		G3	6130	6354	6803			SW	89	227
		G4	6331	6556	7004			SD	27	69
		G5	6653	6877	7325			SH	17	43
		L1	10961	11207	11700					




Multiple Upholstery


INTERIOR SHELL YARDAGE: 5 ; SEAT & BACK CUSHION YARDAGE: 4.5
 INTERIOR SHELL SQUARE FEET: 90 ; SEAT & BACK CUSHION SQUARE FEET: 81

NOTE

SPECIFY: Dimensions are in inches and are approximate.
 Metal Finish Contact Customer Service if dimensions are critical.
 Upholstery www.deccacontract.com
 Wood / Lacquer Finish

For complete list of finish options and codes, see page 5 & 6 of price list or go to www.deccacontract.com

DESCRIPTION	MODEL	FABRIC GRADES	LIST PRICE	YARDAGE	SQUARE FEET	DIMENSIONS	INCHES	CENTIMETERS
Rottet Armless Side Chair Wood Frame 	LR SC700	COM	1685	1.5	27	OW	23	58
		COL	1808			OD	23	59
		G1	1838			OH	33	84
		G2	1973			AH	-	--
		G3	2032			SW	23	58
		G4	2075			SD	18	46
		G5	2142			SH	19	48
		L1	3103					

Rottet Armless Side Chair Wood Frame 	LR SC750	COM	1650	1.5	27	OW	22	55
		COL	1768			OD	24	60
		G1	1801			OH	29	72
		G2	1936			AH	-	--
		G3	1995			SW	19.5	50
		G4	2038			SD	18	47
		G5	2105			SH	17	43
		L1	3066					

NOTE

SPECIFY: Wood / Lacquer Finish Upholstery

Dimensions are in inches and are approximate.
 Contact Customer Service if dimensions are critical.
www.deccacontract.com

For complete list of finish options and codes, see page 5 & 6 of price list or go to www.deccacontract.com

DESCRIPTION	MODEL	FABRIC GRADES	LIST PRICE	YARDAGE	SQUARE FEET	DIMENSIONS		INCHES	CENTIMETERS
Rottet Side Chair Wood Frame	LR SC800	COM	2295	1.5	27	OW	26	66	
		COL	2462			OD	25	64	
		G1	2448			OH	33	84	
		G2	2583			AH	25	63	
		G3	2642			SW	18.5	47	
		G4	2685			SD	19	48	
		G5	2752			SH	19	48	
		L1	3758						



Rottet Side Chair Wood Frame	LR SC850	COM	2225	1.5	27	OW	26	65	
		COL	2388			OD	25	64	
		G1	2379			OH	28.5	72	
		G2	2514			AH	22	57	
		G3	2573			SW	18.5	47	
		G4	2616			SD	19	48	
		G5	2683			SH	17	43	
		L1	3684						




NOTE

SPECIFY:
Wood / Lacquer Finish
Upholstery

Dimensions are in inches and are approximate.
Contact Customer Service if dimensions are critical.
www.deccacontract.com

For complete list of finish options and codes, see page 5 & 6 of price list or go to www.deccacontract.com

DESCRIPTION	MODEL	LIST PRICE	DIMENSIONS	INCHES	CENTIMETERS
Rottet Coffee Table_Fold 	LR CT103	3503	OW	42	107
			OD	42	107
			OH	13	33
	LR CT102	3707	OW	48	122
			OD	48	122
			OH	13	33
	LR CT101	3823	OW	54	137
			OD	42	107
			OH	13	33
	LR CT100	3936	OW	66	168
			OD	48	122
			OH	13	33

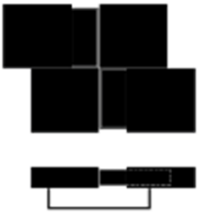
NOTE

SPECIFY:
Wood / Lacquer Finish

Dimensions are in inches and are approximate.
Contact Customer Service if dimensions are critical.
www.deccacontract.com

For complete list of finish options and codes, see page 5 & 6 of price list or go to www.deccacontract.com

DESCRIPTION	MODEL	LIST PRICE	DIMENSIONS	INCHES	CENTIMETERS
Rottet Coffee Table_Quad	LR CT110	6414	OW	48	122
Sliding Wood Corner Panel			OD	48	122
Matching Concealed Storage Trays			OH	13	33



RottetCoffee Table_Slot	LR CT115	9698	OW	48	122
Wood Top / Side Panels			OD	48	122
Inset Glass Section			OH	17	43
Lacquer Interior					



NOTE

SPECIFY:

Wood / Lacquer Finish

Metal Finish





Glass

Dimensions are in inches and are approximate.

Contact Customer Service if dimensions are critical.

www.deccacontract.com

For complete list of finish options and codes, see page 5 & 6 of price list or go to www.deccacontract.com





DESCRIPTION	MODEL	LIST PRICE	DIMENSIONS	INCHES	CENTIMETERS
Rottet Coffee Table Open Symmetrical Polished Stainless Steel Top & Surround Wood Interior Matching Concealed Drawers  	LR CT300	6902	OW	72	183
			OD	30	76
			OH	18	46
Rottet Coffee Table Open Asymmetrical Solid Surface Top & Surround Wood Interior Matching Concealed Drawers  	LR CT325	6873	OW	60	152
			OD	30	76
			OH	18	46

NOTE

SPECIFY: Wood Finish Solid Surface

Dimensions are in inches and are approximate.
 Contact Customer Service if dimensions are critical.
www.deccacontract.com

For complete list of finish options and codes, see page 5 & 6 of price list or go to www.deccacontract.com



DESCRIPTION	MODEL	LIST PRICE	DIMENSIONS	INCHES	CENTIMETERS
Rottet Coffee Table Square Open Lacquer Interior	LR CT271 Wood Exterior	2306	OW	36	91
			OD	36	91
			OH	18	46
 	LR CT272 Top in Reverse Diamond Lay-up Exterior in Standard Lay-up	2562			
	LR CT273 Satin Stainless Steel Exterior	4863			
	LR CT270 Polished Stainless Steel Exterior	5118			
Rottet Coffee Table Square Open Lacquer Interior	LR CT261 Wood Exterior	2428	OW	42	107
			OD	42	107
			OH	18	46
 	LR CT262 Top in Reverse Diamond Lay-up Exterior in Standard Lay-up	2696			
	LR CT263 Satin Stainless Steel Exterior	5072			
	LR CT260 Polished Stainless Steel Exterior	5339			

NOTE

SPECIFY:
Wood / Lacquer Finish

Dimensions are in inches and are approximate.
Contact Customer Service if dimensions are critical.
www.deccacontract.com

For complete list of finish options and codes, see page 5 & 6 of price list or go to www.deccacontract.com




DESCRIPTION	MODEL	LIST PRICE	DIMENSIONS	INCHES	CENTIMETERS
Rottet Coffee Table Square Open Lacquer Interior	LR CT251 Wood Exterior	2556	OW	48	122
			OD	48	122
			OH	18	46
	LR CT252 Top in Reverse Diamond Lay-up Exterior in Standard Lay-up	2835			
	LR CT253 Satin Stainless Steel Exterior	4781			
	LR CT250 Polished Stainless Steel Exterior	5618			

NOTE

SPECIFY:
Wood / Lacquer Finish

Dimensions are in inches and are approximate.
Contact Customer Service if dimensions are critical.
www.deccacontract.com

For complete list of finish options and codes, see page 5 & 6 of price list or go to www.deccacontract.com







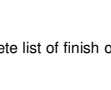

DESCRIPTION	MODEL	LIST PRICE	DIMENSIONS	INCHES	CENTIMETERS
Rottet Coffee Table Rectangular Closed Top in Diamond Lay-up	LR CT531	2208	OW	48	122
	Wood Exterior		OD	22	56
			OH	14	36
	LR CT530	4857			
	Polished Stainless Steel Exterior				
Rottet Coffee Table Rectangular Closed Top in Diamond Lay-up	LR CT541	2324	OW	60	152
	Wood Exterior		OD	22	56
			OH	14	36
	LR CT540	5113			
	Polished Stainless Steel Exterior				
Rottet Coffee Table Rectangular Closed Top in Diamond Lay-up	LR CT526	2446	OW	72	183
	Wood Exterior		OD	24	61
			OH	14	36
	LR CT525	5380			
	Polished Stainless Steel Exterior				

NOTE

SPECIFY:
Wood / Lacquer Finish

Dimensions are in inches and are approximate.
Contact Customer Service if dimensions are critical.
www.deccacontract.com

For complete list of finish options and codes, see page 5 & 6 of price list or go to www.deccacontract.com







DESCRIPTION	MODEL	LIST PRICE	DIMENSIONS		
				INCHES	CENTIMETERS
Rottet Coffee Table Square Closed Top in Diamond Lay-up 	LR CT561	1749	OW	36	91
	Wood Exterior		OD	36	91
			OH	14	36
Rottet Coffee Table Square Closed Top in Diamond Lay-up 	LR CT560	2498			
	Polished Stainless Steel Exterior				
Rottet Coffee Table Square Closed Top in Diamond Lay-up 	LR CT551	2057	OW	42	107
	Wood Exterior		OD	42	107
			OH	14	36
Rottet Coffee Table Square Closed Top in Diamond Lay-up 	LR CT550	2940			
	Polished Stainless Steel Exterior				
Rottet Coffee Table Oval Closed Top in Diamond Lay-up 	LR CT611	2556	OW	48	122
	Wood Exterior		OD	18	46
			OH	14	36
Rottet Coffee Table Oval Closed Top in Diamond Lay-up 	LR CT610	3654			
	Polished Stainless Steel Exterior				
Rottet Coffee Table Oval Closed Top in Diamond Lay-up 	LR CT601	3358	OW	60	152
	Wood Exterior		OD	20	51
			OH	14	36
Rottet Coffee Table Oval Closed Top in Diamond Lay-up 	LR CT600	4799			
	Polished Stainless Steel Exterior				

NOTE

SPECIFY:
Wood / Lacquer Finish

Dimensions are in inches and are approximate.
Contact Customer Service if dimensions are critical.
www.deccacontract.com

For complete list of finish options and codes, see page 5 & 6 of price list or go to www.deccacontract.com



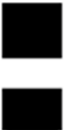

DESCRIPTION	MODEL	LIST PRICE	DIMENSIONS	INCHES	CENTIMETERS
Rottet Side Table Square Open Wood Exterior	LR ST131 Wood Interior	1540	OW	24	61
			OD	24	61
			OH	18	46
 	LR ST132 Lacquer Interior	1714			
	LR ST130 Satin Stainless Steel Interior	2057			
	LR ST133 Polished Stainless Steel Interior	2167			
Rottet Side Table Square Open Asymmetrical Lacquer Interior	LR ST201 Wood Exterior	2086	OW	20	51
			OD	20	51
			OH	20	51
	LR ST202 Lacquer Exterior	2312			
	LR ST203 Satin Stainless Steel Exterior	2394			
 	LR ST200 Polished Stainless Steel Exterior	2521			
Rottet Side Table Square Open Wood Exterior	LR ST226 Wood Interior	2794	OW	24	61
			OD	24	61
			OH	22	56
	LR ST225 Lacquer Interior	3097			
	LR ST228 Satin Stainless Steel Interior	3317			
 	LR ST227 Polished Stainless Steel Interior	3492			

NOTE

SPECIFY:
Wood / Lacquer Finish

Dimensions are in inches and are approximate.
Contact Customer Service if dimensions are critical.
www.deccacontract.com

For complete list of finish options and codes, see page 5 & 6 of price list or go to www.deccacontract.com




DESCRIPTION	MODEL	LIST PRICE	DIMENSIONS		
				INCHES	CENTIMETERS
Rottet Side Table Square Closed	LR ST511 Wood Exterior	871	OW	20	51
			OD	20	51
	LR ST510 Polished Stainless Steel Exterior	1545	OH	14	36
Rottet Side Table Square Closed	LR ST501 Wood Exterior	935	OW	24	61
			OD	24	61
	LR ST500 Polished Stainless Steel Exterior	1662	OH	14	36
Rottet Side Table Square Closed	LR ST521 Wood Exterior	1034	OW	20	51
			OD	20	51
	LR ST520 Polished Stainless Steel Exterior	1789	OH	18	46
Rottet Side Table Square Closed	LR ST531 Wood Exterior	1115	OW	24	61
			OD	24	61
	LR ST530 Polished Stainless Steel Exterior	1923	OH	18	46

NOTE

SPECIFY:
Wood / Lacquer Finish

Dimensions are in inches and are approximate.
Contact Customer Service if dimensions are critical.
www.deccacontract.com

For complete list of finish options and codes, see page 5 & 6 of price list or go to www.deccacontract.com




DESCRIPTION	MODEL	LIST PRICE	DIMENSIONS		
			INCHES	CENTIMETERS	
Rottet Side Table Round Closed	LR ST431 Wood Exterior	1127	OW 14	36	36
	LR ST430 Polished Stainless Steel Exterior	1609	OD 14	36	51
			OH 20		
Rottet Side Table Round Closed	LR ST441 Wood Exterior	1249	OW 18	46	46
	LR ST440 Polished Stainless Steel Exterior	1784	OD 18	46	51
			OH 20		
Rottet Side Table Round Closed	LR ST451 Wood Exterior	1389	OW 24	61	61
	LR ST450 Polished Stainless Steel Exterior	1987	OD 24	61	51
			OH 20		

NOTE

SPECIFY:
Wood / Lacquer Finish

Dimensions are in inches and are approximate.
Contact Customer Service if dimensions are critical.
www.deccacontract.com

For complete list of finish options and codes, see page 5 & 6 of price list or go to www.deccacontract.com





DESCRIPTION	MODEL	LIST PRICE	DIMENSIONS		CENTIMETERS
			INCHES		
Rottet Side Table round closed	LR ST401 Wood Exterior	1580	OW 14	36	
			OD 14	36	
	LR ST400 Polished Stainless Steel Exterior	2260	OH 24	61	
Rottet Side Table round closed	LR ST411 Wood Exterior	1755	OW 18	46	
			OD 18	46	
	LR ST410 Polished Stainless Steel Exterior	2510	OH 24	61	
Rottet Side Table round closed	LR ST421 Wood Exterior	2382	OW 24	61	
			OD 24	61	
	LR ST420 Polished Stainless Steel Exterior	3405	OH 24	61	

NOTE

SPECIFY:
Wood / Lacquer Finish

Dimensions are in inches and are approximate.
Contact Customer Service if dimensions are critical.
www.deccacontract.com

For complete list of finish options and codes, see page 5 & 6 of price list or go to www.deccacontract.com

DESCRIPTION	MODEL	LIST PRICE		DIMENSIONS	INCHES	CENTIMETERS
Rottet Side Table Oval Closed	LR ST605	1760		OW	20	51
	Wood Exterior			OD	12	30
				OH	22	56
 	LR ST611	2341				
	Satin Stainless Steel Exterior					
	LR ST610	2463				
	Polished Stainless Steel Exterior					
Rottet Nesting Table	LR ST100	3213	LARGE	OW	24	61
	Wood			OD	14.5	37
				OH	22	56
 	LR ST100P	2905	MEDIUM	OW	20	51
	Lacquer			OD	12	30
				OH	20	51
			SMALL	OW	16	40
				OD	9.5	24
				OH	18.5	47

NOTE

SPECIFY:
Wood / Lacquer Finish

Dimensions are in inches and are approximate.
Contact Customer Service if dimensions are critical.
www.deccacontract.com

For complete list of finish options and codes, see page 5 & 6 of price list or go to www.deccacontract.com