

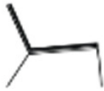



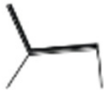
DESCRIPTION	MODEL	POWDER COATED	BRUSHED STAINLESS STEEL	POLISHED STAINLESS STEEL	DIMENSIONS	INCHES	CENTIMETERS
Museum Bench	DG BE7224	3731	3917	4290	OW	72	183
Metal Base					OD	24.5	62
					OH	14	35
	DG BE8424	3858	4051	4436	OW	84	213
					OD	24.5	62
					OH	14	35
	DG BE9624	3986	4185	4584	OW	96	244
					OD	24.5	62
					OH	14	35



NOTE



SPECIFY: Dimensions are in inches and are approximate.
 Metal Finish Contact Customer Service if dimensions are critical.
 Wood Finish www.deccacontract.com

For complete list of finish options and codes, see page 5 & 6 of price list or go to www.deccacontract.com

DESCRIPTION	MODEL	FABRIC GRADES	POWDER COATED	BRUSHED STAINLESS STEEL	POLISHED STAINLESS STEEL	YARDAGE	SQUARE FEET	DIMENSIONS	INCHES	CENTIMETERS
Museum Lounge Chair	DG LC300	COM	2231	2343	2566	1.4	45	OW	26	65
Upholstered Rear Panel		COL	2454	2577	2822			OD	29	74
Metal Base		G1	2433	2544	2768			OH	28	70
		G2	2611	2722	2945			SH	15	38
		G3	2688	2800	3023					
		G4	2744	2856	3079					
		G5	2833	2944	3168					
		L1	4095	4218	4464					

Museum Lounge Chair	DG LC300V	COM	2422	2543	2785	1.4	36	OW	26	65
Wood Rear Panel		COL	2664	2798	3064			OD	29	74
Metal Base		G1	2582	2704	2946			OH	28	70
		G2	2725	2846	3088			SH	15	38
		G3	2787	2908	3150					
		G4	2831	2952	3195					
		G5	2902	3024	3266					
		L1	3961	4094	4361					

Museum Counter Stool	DG SL100	COM	1037	1088	1192	0.65	11.7	OW	15	38
Metal Base		COL	1140	1197	1311			OD	18	45
		G1	1115	1166	1270			OH	30	75
		G2	1186	1237	1341			SH	26	65
		G3	1217	1269	1372					
		G4	1239	1291	1394					
		G5	1275	1326	1430					
		L1	1790	1847	1961					





Museum Bar Stool	DG SL105	COM	1059	1112	1218	0.85	15.3	OW	15	38
Metal Base		COL	1165	1223	1339			OD	18	45
		G1	1140	1193	1299			OH	34	86
		G2	1211	1264	1370			SH	30	76
		G3	1242	1295	1401					
		G4	1264	1317	1423					
		G5	1300	1353	1459					
		L1	1818	1876	1992					

NOTE

SPECIFY: Metal Finish Upholstery Wood Finish

Dimensions are in inches and are approximate.
Contact Customer Service if dimensions are critical.
www.deccacontract.com

For complete list of finish options and codes, see page 5 & 6 of price list or go to www.deccacontract.com





DESCRIPTION	MODEL	POWDER COATED	BRUSHED STAINLESS STEEL	POLISHED STAINLESS STEEL	DIMENSIONS	INCHES	CENTIMETERS
Museum Side Table Inset Top: Wood Metal Base	DG ST201	1296	1361	1491	OW	18	46
					OD	18	46
					OH	22	56
							
Museum Side Table Inset Top: White Back Painted Glass Metal Base	DG ST201WP	1243	1305	1430	OW	18	46
					OD	18	46
					OH	22	56
							
Museum Side Table Inset Top: Black Back Painted Glass Metal Base	DG ST201TP	1243	1305	1430	OW	18	46
					OD	18	46
					OH	22	56
							
Museum Side Table Inset Top: Frosted Mirror Glass Metal Base	DG ST201XX	1287	1352	1480	OW	18	46
					OD	18	46
					OH	22	56
							

NOTE

SPECIFY: Metal Base Finish Wood Finish

Dimensions are in inches and are approximate.
Contact Customer Service if dimensions are critical.
www.deccacontract.com

For complete list of finish options and codes, see page 5 & 6 of price list or go to www.deccacontract.com





DESCRIPTION	MODEL	POWDER COATED	BRUSHED STAINLESS STEEL	POLISHED STAINLESS STEEL	DIMENSIONS	INCHES	CENTIMETERS
Museum Side Table Inset Top: Black Frosted Mirror Glass Metal base	DG ST201BM	1332	1399	1532	OW	18	46
					OD	18	46
					OH	22	56
							
Museum Side Table Inset Top: Bronze Frosted Mirror Glass Metal base	DG ST201SBM	1332	1399	1532	OW	18	46
					OD	18	46
					OH	22	56
							
Museum Side Table Inset Top: Gray Frosted Mirror Glass Metal base	DG ST201GM	1332	1399	1532	OW	18	46
					OD	18	46
					OH	22	56
							
Museum Side Table Inset Top: Metal Metal base	DG ST201M	1512	1588	1739	OW	18	46
					OD	18	46
					OH	22	56
							

NOTE

SPECIFY: Metal Finish Metal Top Finish

Dimensions are in inches and are approximate.
Contact Customer Service if dimensions are critical.
www.deccacontract.com

For complete list of finish options and codes, see page 5 & 6 of price list or go to www.deccacontract.com







DESCRIPTION	MODEL	POWDER COATED	BRUSHED STAINLESS STEEL	POLISHED STAINLESS STEEL	DIMENSIONS		
					INCHES	CENTIMETERS	
Museum Coffee Table Inset Top: Clear Glass Metal Frame 2 drawers	DG CT170	6642	6974	7639	OW	36	91
					OD	36	91
					OH	14.5	37
	DG CT171	6997	7347	8047	OW	42	107
					OD	42	107
					OH	14.5	37
	DG CT172	7517	7893	8645	OW	48	122
					OD	48	122
					OH	14.5	37
Museum Coffee Table Inset Top: Clear Glass Metal Frame	DG CT175	5774	6063	6640	OW	36	91
					OD	36	91
					OH	14.5	37
	DG CT176	6082	6386	6994	OW	42	107
					OD	42	107
					OH	14.5	37
	DG CT177	6390	6709	7348	OW	48	122
					OD	48	122
					OH	14.5	37

NOTE

SPECIFY: Metal Finish Wood / Lacquer Finish

Dimensions are in inches and are approximate.
Contact Customer Service if dimensions are critical.
www.deccacontract.com

For complete list of finish options and codes, see page 5 & 6 of price list or go to www.deccacontract.com




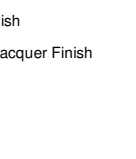
DESCRIPTION	MODEL	POWDER COATED	BRUSHED STAINLESS STEEL	POLISHED STAINLESS STEEL	DIMENSIONS		
					INCHES	CENTIMETERS	
Museum Coffee Table Inset Top: Clear Glass Metal Frame 2 drawers	DG CT180	6309	6624	7255	OW	36	91
					OD	36	91
					OH	14.5	37
 	DG CT181	6642	6974	7639	OW	42	107
					OD	42	107
					OH	14.5	37
	DG CT182	6979	7328	8026	OW	48	122
					OD	48	122
					OH	14.5	37
Museum Coffee Table Inset Top: Clear Glass Metal Frame	DG CT185	5485	5759	6307	OW	36	91
					OD	36	91
					OH	14.5	37
 	DG CT186	5774	6063	6641	OW	42	107
					OD	42	107
					OH	14.5	37
	DG CT187	6071	6374	6982	OW	48	122
					OD	48	122
					OH	14.5	37

NOTE

SPECIFY: Metal Finish Wood / Lacquer Finish

Dimensions are in inches and are approximate.
Contact Customer Service if dimensions are critical.
www.deccacontract.com

For complete list of finish options and codes, see page 5 & 6 of price list or go to www.deccacontract.com

DESCRIPTION	MODEL	POWDER COATED	BRUSHED STAINLESS STEEL	POLISHED STAINLESS STEEL	DIMENSIONS		
					INCHES	CENTIMETERS	
Museum Coffee Table Inset Top: Clear Glass Metal Frame 2 drawers 	DG CT190	5936	6233	6826	OW	42	107
					OD	30	76
					OH	14.5	37
Museum Coffee Table Inset Top: Clear Glass Metal Frame 2 drawers 	DG CT195	6250	6562	7187	OW	48	122
					OD	36	91
					OH	14.5	37
Museum Coffee Table Inset Top: Clear Glass Metal Frame 2 drawers 	DG CT196	5161	5419	5935	OW	42	107
					OD	30	76
					OH	14.5	37
Museum Coffee Table Inset Top: Clear Glass Metal Frame 2 drawers 	DG CT197	5431	5703	6246	OW	48	122
					OD	36	91
					OH	14.5	37

NOTE

SPECIFY:
Metal Finish
Wood / Lacquer Finish

Dimensions are in inches and are approximate.
Contact Customer Service if dimensions are critical.
www.deccacontract.com

For complete list of finish options and codes, see page 5 & 6 of price list or go to www.deccacontract.com