




DESCRIPTION	MODEL	FABRIC GRADES	FABRIC GRADES			YARDAGE	SQUARE FEET	DIMENSIONS		
			POWDER COATED	BRUSHED STAINLESS STEEL	POLISHED STAINLESS STEEL			INCHES	CENTIMETERS	
Float Armless Lounge Chair Metal Base 	FT TC300	COM	2203	2313	2533	3	54	OW	29	74
		COL	2423	2544	2786			OD	29	73
		G1	2533	2643	2863			OH	28	70
		G2	2827	2937	3157			SH	16	40
		G3	2955	3065	3286			AH	--	--
		G4	3047	3157	3377			SD	19	49
		G5	3194	3304	3524			SW	29	74
		L1	5174	5295	5537					

Float Lounge Chair Upholstered Arm Metal Base 	FT TC305	COM	2445	2568	2812	3.3	59.4	OW	38	97
		COL	2690	2825	3094			OD	29	73
		G1	2870	2992	3237			OH	28	70
		G2	3248	3370	3615			SH	16	40
		G3	3413	3536	3780			AH	22	57
		G4	3532	3654	3898			SD	19	49
		G5	3721	3843	4087			SW	29	74
		L1	6238	6372	6641					



Float Lounge Chair Wood Arm Metal Base 	FT TC310	COM	2636	2767	3031	3	54	OW	38	97
		COL	2899	3044	3334			OD	29	73
		G1	2968	3100	3364			OH	28	70
		G2	3262	3394	3658			SH	16	40
		G3	3391	3523	3786			AH	22	57
		G4	3483	3615	3878			SD	19	49
		G5	3630	3762	4025			SW	29	74
		L1	5641	5786	6076					



NOTE

SPECIFY:
 Metal Finish
 Upholstery
 Wood / Lacquer Finish

Dimensions are in inches and are approximate.
 Contact Customer Service if dimensions are critical.
www.deccacontract.com

For complete list of finish options and codes, see page 5 & 6 of price list or go to www.deccacontract.com

DESCRIPTION	MODEL	FABRIC GRADES	FABRIC GRADES			YARDAGE	SQUARE FEET	DIMENSIONS		
			POWDER COATED	BRUSHED STAINLESS STEEL	POLISHED STAINLESS STEEL			INCHES	CENTIMETERS	
Float Armless Lounge Chair	FT TT1912L	COM	2736	2873	3146	3	54	OW	31	79
Left Tablet Arm		COL	3009	3160	3461			OD	29	73
Metal Base		G1	3064	3201	3474			OH	28	70
		G2	3358	3495	3768			SH	16	40
		G3	3486	3623	3897			AH	--	--
		G4	3578	3715	3989			SD	19	49
		G5	3725	3862	4136			SW	29	74
		L1	5744	5894	6195					

Float Lounge Chair	FT TT1912R	COM	2736	2873	3146	3	54	OW	31	79
Right Tablet Arm		COL	3009	3160	3461			OD	29	73
Metal Base		G1	3064	3201	3474			OH	28	70
		G2	3358	3495	3768			SH	16	40
		G3	3486	3623	3897			AH	--	--
		G4	3578	3715	3989			SD	19	49
		G5	3725	3862	4136			SW	29	74
		L1	5744	5894	6195					

NOTE

SPECIFY:

Metal Finish

Upholstery

Wood / Lacquer Finish

Dimensions are in inches and are approximate.

Contact Customer Service if dimensions are critical.

www.deccacontract.com

For complete list of finish options and codes, see page 5 & 6 of price list or go to www.deccacontract.com

DESCRIPTION	MODEL	FABRIC GRADES	FABRIC GRADES			YARDAGE	SQUARE FEET	DIMENSIONS		
			POWDER COATED	BRUSHED STAINLESS STEEL	POLISHED STAINLESS STEEL			INCHES	CENTIMETERS	
Float Armless Sofa	FT TL400	COM	3770	3959	4336	4	72	OW	54	137
Metal Base		COL	4147	4355	4769			OD	29	73
		G1	4340	4528	4905			OH	28	70
		G2	4844	5032	5409			SH	16	40
		G3	5064	5253	5630			AH	--	--
		G4	5222	5410	5787			SD	19	49
		G5	5474	5662	6039			SW	54	137
		L1	8867	9074	9489					



Float Sofa	FT TL405	COM	4009	4210	4610	5	90	OW	63	160
Upholstered Arm		COL	4410	4630	5071			OD	29	73
Metal Base		G1	4666	4867	5268			OH	28	70
		G2	5254	5455	5856			SH	16	40
		G3	5512	5712	6113			AH	22	57
		G4	5695	5896	6297			SD	19	49
		G5	5989	6190	6591			SW	54	137
		L1	9920	10140	10581					



Float Sofa	FT TL410	COM	4212	4422	4844	4	72	OW	63	160
Wood Arm		COL	4633	4865	5328			OD	29	73
Metal Base		G1	4782	4992	5414			OH	28	70
		G2	5286	5496	5918			SH	16	40
		G3	5506	5717	6138			AH	22	57
		G4	5664	5874	6296			SD	19	49
		G5	5916	6126	6548			SW	54	137
		L1	9341	9573	10036					



NOTE

SPECIFY:
 Metal Finish
 Upholstery
 Wood / Lacquer Finish

Dimensions are in inches and are approximate.
 Contact Customer Service if dimensions are critical.
www.deccacontract.com

For complete list of finish options and codes, see page 5 & 6 of price list or go to www.deccacontract.com

DESCRIPTION	MODEL	FABRIC GRADES	FABRIC GRADES			YARDAGE	SQUARE FEET	DIMENSIONS		
			POWDER COATED	BRUSHED STAINLESS STEEL	POLISHED STAINLESS STEEL			INCHES	CENTIMETERS	
Float Armless Sofa	FT TS500	COM	4652	4885	5350	5.5	99	OW	81	206
Metal Base		COL	5117	5373	5885			OD	29	73
		G1	5409	5642	6107			OH	28	70
		G2	6081	6314	6779			SH	16	40
		G3	6375	6608	7073			AH	--	--
		G4	6585	6818	7283			SD	29	74
		G5	6921	7154	7619			SW	81	206
		L1	11418	11674	12186					



Float Sofa	FT TS505	COM	4855	5097	5583	6	108	OW	90	229
Upholstered Arm		COL	5340	5607	6141			OD	29	73
Metal Base		G1	5706	5948	6434			OH	28	70
		G2	6462	6704	7190			SH	16	40
		G3	6793	7035	7521			AH	22	57
		G4	7029	7271	7757			SD	19	49
		G5	7407	7649	8135			SW	81	206
		L1	12438	12705	13239					



Float Sofa	FT TS510	COM	5170	5428	5945	5.5	99	OW	90	229
Wood Arm		COL	5687	5971	6540			OD	29	73
Metal Base		G1	5926	6184	6701			OH	28	70
		G2	6598	6856	7373			SH	16	40
		G3	6892	7150	7667			AH	22	57
		G4	7102	7360	7877			SD	19	49
		G5	7438	7696	8213			SW	81	206
		L1	11972	12257	12825					






NOTE

SPECIFY:
 Metal Finish
 Upholstery
 Wood / Lacquer Finish

Dimensions are in inches and are approximate.
 Contact Customer Service if dimensions are critical.
www.deccacontract.com

For complete list of finish options and codes, see page 5 & 6 of price list or go to www.deccacontract.com

DESCRIPTION	MODEL	FABRIC GRADES	FABRIC GRADES			YARDAGE	SQUARE FEET	DIMENSIONS		
			POWDER COATED	BRUSHED STAINLESS STEEL	POLISHED STAINLESS STEEL			INCHES	CENTIMETERS	
Float Bench	FT BE650	COM	2993	3143	3442	1	15.3	OW	29	74
Metal Base		COL	3293	3457	3787			OD	20	51
		G1	3139	3289	3588			OH	17	43
		G2	3265	3415	3714					
		G3	3320	3470	3769					
		G4	3360	3509	3809					
		G5	3423	3572	3872					
		L1	4421	4585	4914					
Float Bench	FT BE660	COM	3467	3641	3988	2.50	45	OW	54	137
Metal Base		COL	3814	4005	4386			OD	20	51
		G1	3680	3853	4200			OH	17	43
		G2	3869	4042	4389					
		G3	3952	4125	4472					
		G4	4011	4184	4531					
		G5	4105	4279	4625					
		L1	5460	5651	6033					
Float Bench	FT BE670	COM	3719	3905	4277	3	54	OW	81	206
Metal Base		COL	4091	4295	4704			OD	20	51
		G1	4000	4186	4558			OH	17	43
		G2	4252	4438	4810					
		G3	4362	4548	4920					
		G4	4441	4627	4999					
		G5	4567	4753	5125					
		L1	6397	6602	7011					

NOTE

SPECIFY:

Metal Finish

















Upholstery

Dimensions are in inches and are approximate.

Contact Customer Service if dimensions are critical.

www.deccacontract.com

For complete list of finish options and codes, see page 5 & 6 of price list or go to www.deccacontract.com









DESCRIPTION	MODEL	POWDER COATED	BRUSHED STAINLESS STEEL	POLISHED STAINLESS STEEL	DIMENSIONS		
					INCHES	CENTIMETERS	
Float Coffee Table Metal Base  	FT CT100	2370	2489	2726	OW	30	76
					OD	30	76
						OH	15
 	FT CT105	2517	2643	2894	OW	36	91
					OD	36	91
						OH	15
 	FT CT110	2608	2739	2999	OW	42	107
					OD	42	107
						OH	15
Float Coffee Table Metal Base  	FT CT300	2313	2429	2660	OW	30	76
					OD	30	76
						OH	15
 	FT CT305	2459	2582	2828	OW	36	91
					OD	36	91
						OH	15
 	FT CT310	2551	2678	2933	OW	42	107
					OD	42	107
						OH	15
Float Coffee Table Metal Base  	FT CT900	2928	3075	3368	OW	42	107
					OD	24	61
						OH	15
 	FT CT905	3072	3226	3533	OW	50	127
					OD	28	71
						OH	15

NOTE

SPECIFY:
 Metal Finish
 Wood / Lacquer Finish

Dimensions are in inches and are approximate.
 Contact Customer Service if dimensions are critical.
www.deccacontract.com

For complete list of finish options and codes, see page 5 & 6 of price list or go to www.deccacontract.com

DESCRIPTION	MODEL	POWDER COATED	BRUSHED STAINLESS STEEL	POLISHED STAINLESS STEEL	DIMENSIONS		
					INCHES	CENTIMETERS	
Float Side Table Metal Base	FT ST100	1652	1735	1900	OW	18	46
					OD	18	46
					OH	20	51
 	FT ST105	1670	1753	1920	OW	20	51
					OD	20	51
					OH	20	51
	FT ST110	1697	1782	1952	OW	24	61
					OD	24	61
					OH	20	51
Float Side Table Metal Base	FT ST200	1584	1663	1821	OW	18	46
					OD	18	46
					OH	20	51
 	FT ST205	1596	1676	1836	OW	20	51
					OD	20	51
					OH	20	51
	FT ST210	1624	1705	1867	OW	24	61
					OD	24	61
					OH	20	51
Float Cantilever Work Table Metal Base	FT ST120	1441	1513	1657	OW	16	41
					OD	18	46
					OH	24	61
 							

NOTE

SPECIFY:
Metal Finish
Wood / Lacquer Finish

Dimensions are in inches and are approximate.
Contact Customer Service if dimensions are critical.
www.deccacontract.com

For complete list of finish options and codes, see page 5 & 6 of price list or go to www.deccacontract.com