

# FLOAT PRICE LIST

DECCA | CONTRACT

EFFECTIVE Oct 1, 2018

**TERMS AND CONDITIONS**

Net 60 days, any sales taxes are additional. Possession of this price list does not constitute an offer to sell. Deposits may be required on any order, they are mandatory for new accounts. Past due accounts will be subject to a finance charge of 2% per month.

All prices are list in U.S. Dollars and are only applicable to products purchased within the 48 continental United States.

**ACKNOWLEDGEMENTS**

All orders will be acknowledged via fax or e-mail. The acknowledgement is the final agreement between DECCA and the customer, superseding all previous communications regarding the purchase order. It is the purchaser's responsibility to check acknowledgements for accuracy, DECCA must be advised of any discrepancies within 72 business hours of the receipt of the acknowledgement.

**FREIGHT POLICY**

All orders in excess of \$50,000 list will be shipped F.O.B. factory, freight paid to destination. Any and all orders of less than \$50,000 list will incur a \$295, or 3% of list, whichever is greater. Any additional charges for customer requested split shipments will be borne by the customer. This policy applies to the 48 contiguous United States only. For shipping charges to other locations, please contact Customer Service. Time, or date, specific deliveries will incur additional charges. Charges will vary based upon individual circumstances, please contact Customer Service for a quote.

**WARRANTY**

DECCA warrants the construction and the finish of all our products to be free from defects in materials and workmanship for a period of 10 years from the date of purchase. This warranty does not apply to components not manufactured by DECCA including textiles, which are subject to the specific warranties of those manufacturers. Casters of mechanical and electrical components have a warranty of 2 years from the date of purchase. The DECCA warranty does not apply to C.O.M. specified materials, or variation in wood finishes due to natural wood color variation. DECCA cannot be held responsible for variations in fabric dye lots from order to order. Repair or replacement of any defect covered by the DECCA warranty will be made at no charge to the original purchaser during the warranty period. This warranty policy does not apply to defects resulting from negligence, misuse, alteration, improper cleaning, stains or accidents or Acts of God. DECCA's judgment will be final in all matters concerning the condition of the furniture, the cause or nature of the defect, and the necessity or manner of repair. This warranty applies only to the original purchaser acquiring our products through authorized DECCA dealers, directly from DECCA, or from others specifically authorized to sell our products.

**CANCELLATION**

A cancellation can be made only by an express written agreement with DECCA. Cancellation fees, of up to 25%, may be incurred for restocking. There will be no cancellation of custom orders or orders that are in productions.

**DIMENSIONS**

All price list dimensions are in inches and are approximate. Dimensions are subject to change without notice. If exact dimensions are required, please contact Customer Service.

**STORAGE CHARGES**

DECCA reserves the right to assess a nominal storage charge if a customer does not accept shipment of an order within 3 days of the arrival of the shipment at the rail yard nearest the acknowledged destination.

**DAMAGED SHIPMENTS**

All DECCA products are fully inspected, protected with impact resistant packaging and then professionally loaded on to trucks or in to containers at our warehouse. Do not refuse merchandise damaged in transit, as DECCA is not responsible for damage to goods which occur in transit or storage. It is the purchaser's responsibility to examine the goods upon receipt and to file any claims with the carrier. Any damage or shortage should be noted on the bill of lading. The delivering carrier may not accept responsibility for shortages or damages if signed for without notation of damages. Notification of concealed damage claims must be made to the delivering carrier within 3 days after delivery. As a part of the claim process, cartons must be available for inspection. Carrier liability ceases after 3 days and neither DECCA, nor the carrier, will be responsible for concealed damages if shipments are left unopened. DECCA is not responsible for the condition of product that is stored or installed in an environment where temperature and humidity are not properly controlled.

**REPAIR or REPLACEMENT AUTHORIZATION**

Authorization must be obtained, from DECCA, before incurring charges of any kind if DECCA is expected to pay repair for replacement charges. This includes authorization for field repairs and replacements or installation and delivery charges. DECCA reserves the right to have its representative inspect product related to any request for such authorizations, prior to that authorization being provided. Any approved repair or replacement charges are to be submitted to DECCA for payment, invoice deductions will not be accepted.

**RETURNS**

Merchandise cannot be returned without express written consent from DECCA. In the event of an authorized return, a restocking charge will apply. Return shipment charges must be prepaid by the purchaser. Unauthorized returns will not be accepted and will be returned freight collect. Merchandise being returned must be properly packaged in its original or comparable replacement packaging to ensure protection of the product during handling and transportation.

**CUSTOM CAPABILITIES**

A notable percentage of DECCA orders involve modified or custom products and we invite our customers to utilize our broad capabilities.

These capabilities include:

- A) Dimension changes
- B) Custom finishes
- C) Specialty veneers
- D) Custom hardware
- E) Custom table bases
- F) Unique, one of a kind, products

Custom orders may require upcharges and additional production lead times, please contact Customer Service for more information.

**CUSTOM WOOD FINISHES**

A charge of \$2010 list per order will be required for stain to match. Orders with stain to match finishes will require a minimum 3"x 3" sample be submitted with the order. Production will not begin until the sample has been approved. Stain to match finishes may add additional lead time to production schedules. Customer approved samples must be received at least 4 weeks before the acknowledged ship date of the order.

A charge of 15% of list, per item, will be required for 2 standard finishes on the same item or \$1806 list minimum, whichever is greater.

**LIGHT FINISHES**

Light finishes do not hide or mask the natural characteristics of wood. Thus, the inherent natural variations and characteristics of the wood will vary from piece to piece when using light finish colors. Natural characteristics will include tree growth markings, discolorations and grain pattern inconsistencies. DECCA is not responsible for natural variations.

**FINISHES**

The DECCA finishing process is a unique procedure that has been specifically designed for DECCA. Each product goes through a 27-step process that is designed to provide an elegant aesthetic appearance and a high level of durability. The multiple sanding and oven drying procedures create a rich color and patina while the modified polyurethane topcoat protects the worksurfaces from daily wear and tear.

**WOOD CARE AND MAINTENANCE**

The finishing process used by DECCA ensures a durable finish on all our products. Dust only with a clean, dry cloth, going with the grain. Clean any marks with a damp cloth, using a small quantity of mild soap or detergent. Do not use any waxbased polish, petroleum based sprays or silicone. Do not place your furniture in a position of permanent exposure to direct sunlight.

Wood is a natural product with inherent color variations, the finishing process will never fully mitigate those variations. Please anticipate variation in colors within a single unit, or from piece to piece. DECCA wood finish samples will also exhibit variations. If a strict color match is required, a sample must be supplied with the order and an upcharge may apply. Exact color matches will not be possible.

## **LOCKS**

Lock plugs are standard and are located on the side panel of pedestal. Locks are optional on door fronts and must be specified at time of order. Suites can be keyed alike at no upcharge, please specify on your purchase order. Lock finish: Black is standard, Silver is available if specified on the order.

## **DRAWERS**

All drawers utilize high precision ball bearing slides to ensure smooth, quiet operation and use three-stage, full extension slides for maximum load capacity.

Drawer interiors are veneered with the same veneer and finish as the work surface.

## **DESK PEDESTAL FILE DRAWERS**

Filing Capacity: 24" of letter filing front to back, or 12" legal filing side to side.

## **GLIDES**

Adjustable glides allow for a range of 1" vertical adjustment that can be accessed from the top with a screwdriver.

## **HINGES**

Hinges on doors are standard with 90 degree opening and are self closing. Hinges on glass door are standard with 90 degree opening. Special degree opening hinges are by request only. All hinges are fully adjustable.

**WALL MOUNT CABINETS**

Wall mounted products are supplied with an adequate mounting device, but not with hardware to attach this device to the support wall. It is the responsibility of the dealer/installer to ensure that the wall structure is adequate to support the product and that the attachment device is properly secured to the wall structure. Decca is not responsible for damages caused by improper installation of wall mounted products. Decca is not responsible for damage to our furniture products, building components or property caused by improper installation of wall mounted products. Damage will not be considered a warranty issue.

Proper installation of Decca Contract products is the responsibility of the dealer. Improperly installed products can result in permanent damage to case components. Damage due to improperly installed furniture is not covered under the product warranty.

**WALL MOUNTING**

Decca Contract Furniture will not accept responsibility for the attachment of any of our products to the client wall(s). The wall specification and construction is the responsibility of the customer/architect. Improper attachment of Decca products to wall(s) could lead to property damage and injuries.

The customer/architect is responsible for determining and verifying that the building structural components (studs, blocks, masonry, etc.), upon which the Decca products will be mounted, are suitable for supporting the weight.

The manner in which the Decca products are mounted to the wall(s) is the responsibility of the customer/architect. Additionally, it is the customer/architect responsibility to select the appropriate fasteners and method of attachment.

A structural engineer, or architect, should be consulted prior to work beginning. This information is only a guide and must not be relied upon for the installation of components.

**GENERAL PRODUCT SPECIFICATIONS****VENEERS**

All exposed surfaces are offered in hand selected veneers. All veneer surfaces

are book-matched resulting in superior wood grain aesthetics.

## WORK SURFACES

Tops are 1.5" thick. Desks have profiled edges front and back and flush side panels. All worksurface height tops also have chemically impregnated polycell backer for additional worksurface durability.

## VENEER FINISH

A multi-step modified polyurethane finish is applied to all finished cases.

### STANDARD FINISHES:

#100	CLEAR MAPLE
#104	CHAMPAGNE CHERRY
#105	LIGHT CHERRY
#107	AMERICAN CHERRY
#119	BEECH
#121	COFFEE
#125	FLAT CUT NON-FIG WALNUT
#126	NATURAL OAK
#133	SAND OAK
#134	FOREST OAK
#136	DARK OAK

### PREMIUM VENEER:

Available optional finishes on work surface

Upcharge 20%

#115	FIGURED ANIGRE
#116	BIRDEYES MAPLE
#117	EBONY
#118	MAHOGANY
#124	PRIMA VERA-FIGURED
#129	SMOKE GRAY ASH
#130	SMOKE EBONY
#131	INK EBONY
#132	WHEAT SYCAMORE

### ENGINEERING VENEER FINISHES:

#504	EV QUARTER CUT LIGHT GRAY OAK
#505	EV BLACK APRICOT
#507	EV FLAT CUT OAK
#508	EV WHITE OAK
#509	EV TEAK
#510	EV CLEAR QUARTER CUT OAK
#512	EV NATURAL RATTAN

**For exotic veneer on entire unit, please contact Customer Service.**

### EXOTIC VENEERS:

AVODIRE

BUBINGA

EUCALYPTUS

HIGHLY FIGURED ANIGRE

POMMELE SAPELE

WENGE

*Other Species Available*

## GENERAL PRODUCT SPECIFICATIONS

**For lacquer finish apply on drawer face / door or surround, please contact Customer Service.**

**LACQUER FINISHES:**

005	PURE WHITE
006	SOFT WHITE
010	WARM WHITE
009	PEARL WHITE
008	WARM DARK GRAY
011	GLOSSY PURE WHITE

**METAL FINISH**

**STANDARD FINISHES:**

#304	SILVER POWER COATED
#305	BLACK POWDER CAOTED
#306	DARK BRONZE POWDER COATED
#310	SOFT WHITE
#311	WARM DARK GRAY

**PREMIUM FINISHES:**

#301	POLISHED STAINLESS STEEL
#302	SATIN STAINLESS STEEL
#308	SATIN DARK BRONZE
#309	SATIN BRONZE

**GLASS FINISHES:**

#401	WHITE BACK PAINTED GLASS
#402	BLACK BACK PAINTED GLASS
#403	FROSTED MIRROR GLASS
#406	FROSTED GLASS
#407	BLACK MIRROR GLASS
#408	CLEAR LOW IRON GLASS
#409	BRONZE FROSTED MIRROR GLASS
#410	GRAY FROSED MIRROR GLASS
#411	BLACK FROSTED MIRROR GLASS
#412	ARCHITECTUAL WHITE BACK PAINTED GLASS

**SOLID SURFACE**

#404	SSF WHITE
#405	SSF BLACK

**MAHARAM TACKBOARD FABRIC**



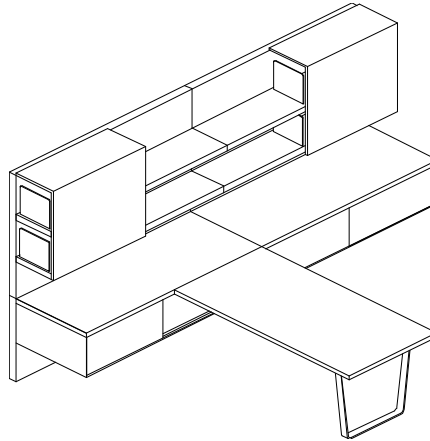
**GRADE 1**

Crisp	901420
Field	901170
Flock	901892
Meld	466387
Merit	466444
Messenger	458640
Mode	466337
Parallel	901180

**GRADE 2**

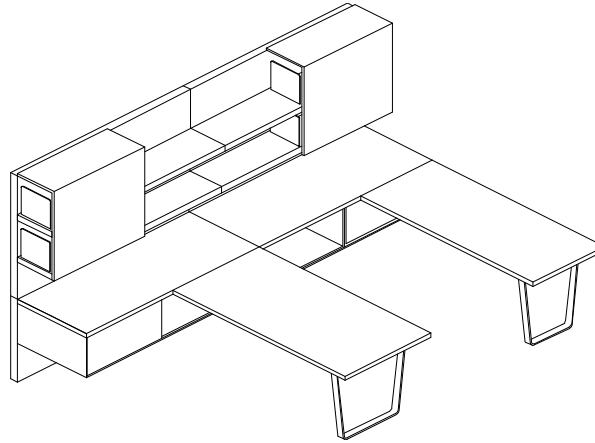
Emit	466378
Glint	901380
Hum	901890
Sharkskin 2	901650
Tabby	511488

To order samples, or to check stock, please visit [www.maharam.com](http://www.maharam.com)  
or call (800) 645-3943



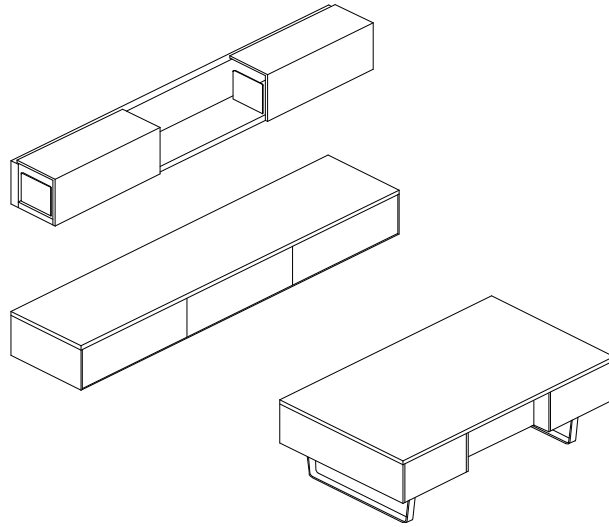
**CONFIGURATION A  
MODEL**

	<b>STANDARD VENEER WITH STANDARD METAL</b>	<b>PREMIUM METAL WITH STANDARD VENEER</b>	<b>PREMIUM METAL WITH PREMIUM VENEER</b>
FT-WM72228 WALL MOUNT PANEL	US\$2,728	US\$2,728	US\$3,273
FT-WM72258 WALL MOUNT PANEL	US\$2,201	US\$2,201	US\$2,641
FT-W721331D PANEL MOUNT OVERHEAD	US\$7,208	US\$7,208	US\$8,650
FT-LED EXTRA LED LIGHTING	US\$811	US\$811	US\$974
FT-BKE BOOKEND	US\$2,514	US\$3,016	US\$3,620
FT-BT7224 TOP SURFACE	US\$1,954	US\$1,954	US\$2,344
FT-WP3624F PANEL MOUNT PEDESTAL	US\$6,220	US\$6,220	US\$7,464
FT-WP3624B PANEL MOUNT PEDESTAL	US\$3,163	US\$3,163	US\$3,796
FT-WP3624S PANEL MOUNT PEDESTAL	US\$1,827	US\$1,827	US\$2,192
FT-RT7236 RUNOFF	US\$2,989	US\$3,587	US\$4,304
<b>TOTAL</b>	<b>US\$31,614</b>	<b>US\$32,715</b>	<b>US\$39,258</b>



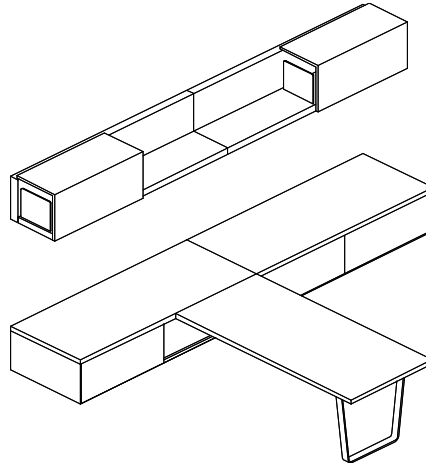
**CONFIGURATION B**

<b>MODEL</b>	<b>STANDARD VENEER WITH STANDARD METAL</b>	<b>PREMIUM METAL WITH STANDARD VENEER</b>	<b>PREMIUM METAL WITH PREMIUM VENEER</b>
FT-WM72228 WALL MOUNT PANEL	US\$2,774	US\$2,774	US\$3,329
FT-WM72258 WALL MOUNT PANEL	US\$2,201	US\$2,201	US\$2,641
FT-W721331D PANEL MOUNT OVERHEAD	US\$7,208	US\$7,208	US\$8,650
FT-LED EXTRA LED LIGHTING	US\$811	US\$811	US\$974
FT-BKE BOOKEND	US\$2,514	US\$3,016	US\$3,620
FT-BT7224 TOP SURFACE	US\$1,954	US\$1,954	US\$2,344
FT-WP3624S PANEL MOUNT PEDESTAL	US\$1,827	US\$1,827	US\$2,192
FT-WP3624P PANEL MOUNT PEDESTAL	US\$3,110	US\$3,110	US\$3,732
FT-WP3624BC PANEL MOUNT PEDESTAL	US\$1,936	US\$1,936	US\$2,323
FT-WP3624F PANEL MOUNT PEDESTAL	US\$3,110	US\$3,110	US\$3,732
FT-RT6030 RUNOFF	US\$2,471	US\$2,965	US\$3,558
FT-RT7224 RUNOFF	US\$2,841	US\$3,409	US\$4,091
<b>TOTAL</b>	<b>US\$32,756</b>	<b>US\$34,321</b>	<b>US\$41,186</b>



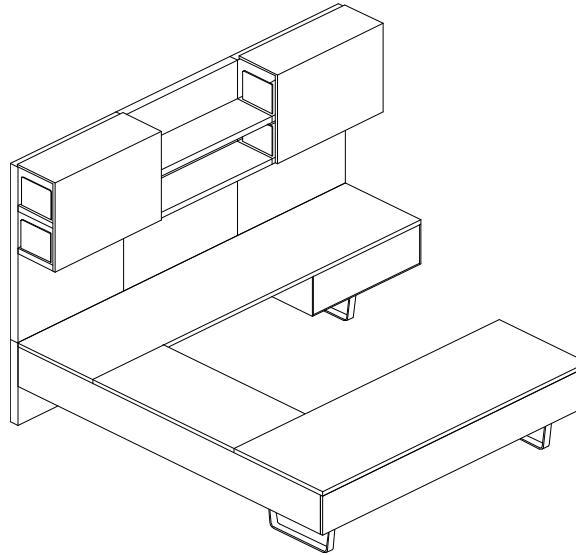
**CONFIGURATION C  
MODEL**

	<b>STANDARD VENEER WITH STANDARD METAL</b>	<b>PREMIUM METAL WITH STANDARD VENEER</b>	<b>PREMIUM METAL WITH PREMIUM VENEER</b>
FT-WM54216 WALL MOUNT PANEL	US\$1,297	US\$1,297	US\$1,556
FT-W541316 PANEL MOUNT OVERHEAD	US\$4,789	US\$4,789	US\$5,747
FT-BKE BOOKEND	US\$1,257	US\$1,508	US\$1,810
FT-BT10824 TOP SURFACE	US\$2,561	US\$2,561	US\$3,073
FT-WP3624F PANEL MOUNT PEDESTAL	US\$9,330	US\$9,330	US\$11,197
FT-D7236LBRF DOUBLE PED DESK	US\$5,160	US\$6,192	US\$7,430
<b>TOTAL</b>	<b>US\$24,394</b>	<b>US\$25,677</b>	<b>US\$30,813</b>



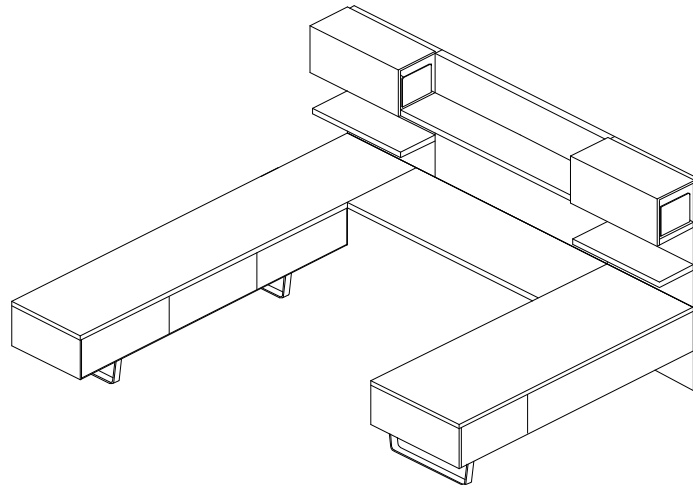
**CONFIGURATION D**

MODEL	STANDARD VENEER WITH STANDARD METAL	PREMIUM METAL WITH STANDARD VENEER	PREMIUM METAL WITH PREMIUM VENEER
FT-WM60216 WALL MOUNT PANEL	US\$1,537	US\$2,928	US\$3,514
FT-W601316D PANEL MOUNT OVERHEAD	US\$5,793	US\$4,664	US\$5,596
FT-BKE BOOKEND	US\$1,257	US\$1,508	US\$1,508
FT-BT6024 TOP SURFACE	US\$1,713	US\$2,878	US\$3,453
FT-WP3024B PANEL MOUNT PEDESTAL	US\$2,801	US\$2,668	US\$3,202
FT-WP3024F PANEL MOUNT PEDESTAL	US\$5,499	US\$5,237	US\$6,284
FT-WP3024S PANEL MOUNT PEDESTAL	US\$1,745	US\$1,740	US\$2,088
FT-RT6630 RUNOFF	US\$2,692	US\$3,231	US\$3,877
<b>TOTAL</b>	<b>US\$23,038</b>	<b>US\$24,853</b>	<b>US\$29,522</b>



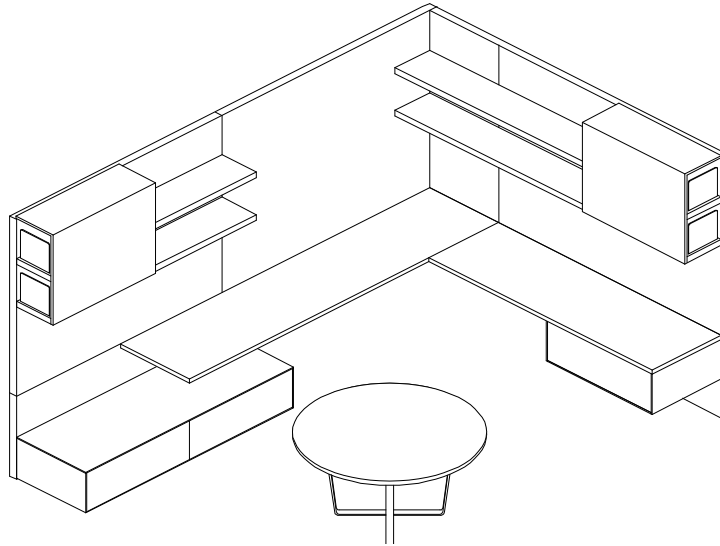
**CONFIGURATION E  
MODEL**

	<b>STANDARD VENEER WITH STANDARD METAL</b>	<b>PREMIUM METAL WITH STANDARD VENEER</b>	<b>PREMIUM METAL WITH PREMIUM VENEER</b>
FT-WM54228 WALL MOUNT PANEL	US\$2,337	US\$1,817	US\$2,180
FT-WM54258 WALL MOUNT PANEL	US\$1,477	US\$1,407	US\$1,688
FT-W541331D PANEL MOUNT OVERHEAD	US\$6,540	US\$6,229	US\$7,475
FT-BKE BOOKEND	US\$2,514	US\$3,016	US\$3,016
FT-BT10824 TOP SURFACE	US\$2,561	US\$2,675	US\$3,210
FT-WP3624FANEL MOUNT PEDESTAL	US\$3,110	US\$5,237	US\$6,284
FT-LEG LEG	US\$1,309	US\$1,570	US\$1,570
FT-B4224M BRIDGE	US\$1,741	US\$1,658	US\$1,990
FT-S6630LBR0 SINGLE PED DESK	US\$4,142	US\$4,971	US\$5,965
<b>TOTAL</b>	<b>US\$25,731</b>	<b>US\$28,580</b>	<b>US\$33,378</b>



**CONFIGURATION F**

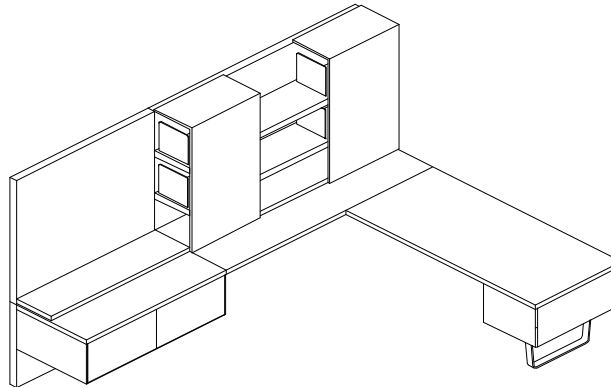
MODEL	STANDARD VENEER WITH STANDARD METAL	PREMIUM METAL WITH STANDARD VENEER	PREMIUM METAL WITH PREMIUM VENEER
FT-WM54228 WALL MOUNT PANEL	US\$2,337	US\$1,817	US\$2,180
FT-WM54258 WALL MOUNT PANEL	US\$1,477	US\$1,407	US\$1,688
FT-W541316D PANEL MOUNT OVERHEAD	US\$5,570	US\$5,305	US\$6,366
FT-BKE BOOKEND	US\$1,257	US\$1,508	US\$1,810
FT-WS3612 PANEL MOUNT SHELF	US\$1,502	US\$1,261	US\$1,514
FT-BT78242 WORK SURFACE	US\$1,037	US\$1,224	US\$1,469
FT-S7230LORB SINGLE PED DESK	US\$4,304	US\$5,165	US\$6,198
FT-BT9624 WORK SURFACE	US\$1,218	US\$1,160	US\$1,392
FT-WP3024F PANEL MOUNT PEDESTAL	US\$5,499	US\$5,237	US\$6,284
FT-WP3624BC PANEL MOUNT PEDESTAL	US\$1,936	US\$1,843	US\$2,212
FT-LEG LEG	US\$2,617	US\$3,141	US\$3,769
<b>TOTAL</b>	<b>US\$28,755</b>	<b>US\$29,068</b>	<b>US\$34,882</b>



**CONFIGURATION G**

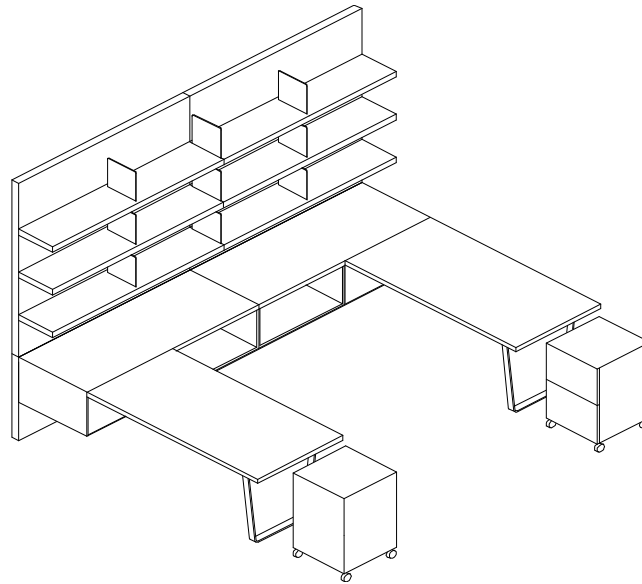
MODEL	STANDARD VENEER WITH STANDARD METAL	PREMIUM METAL WITH STANDARD VENEER	PREMIUM METAL WITH PREMIUM VENEER
FT-WM90228 WALL MOUNT PANEL	US\$1,343	US\$1,050	US\$1,259
FT-WM90258 WALL MOUNT PANEL	US\$1,376	US\$1,047	US\$1,257
FT-WM72228 WALL MOUNT PANEL	US\$1,103	US\$1,817	US\$2,180
FT-WM72258 WALL MOUNT PANEL	US\$1,100	US\$1,407	US\$1,688
FT-WM54228 WALL MOUNT PANEL	US\$907	US\$741	US\$889
FT-WM54258 WALL MOUNT PANEL	US\$739	US\$474	US\$569
FT-W721316D PANEL MOUNT OVERHEAD	US\$7,208	US\$5,940	US\$7,128
FT-BKE BOOKEND	US\$2,514	US\$3,016	US\$3,016
FT-CR7224LTLT LOW CREDENZA	US\$5,661	US\$5,391	US\$6,469
FT-BT9024 WORK SURFACE	US\$1,158	US\$1,338	US\$1,606
FT-WS1812 PANEL MOUNT SHELF	US\$1,111	US\$1,058	US\$1,270
FT-BT6624 WORK SURFACE	US\$917	US\$1,109	US\$1,331
FT-WP3624B PANEL MOUNT PEDESTAL	US\$3,163	US\$3,012	US\$3,614
DG-RD42	US\$2,455	US\$2,338	US\$2,806
FT-CM32	US\$2,815	US\$3,378	US\$3,378
<b>TOTAL</b>	<b>US\$33,570</b>	<b>US\$33,118</b>	<b>US\$38,462</b>





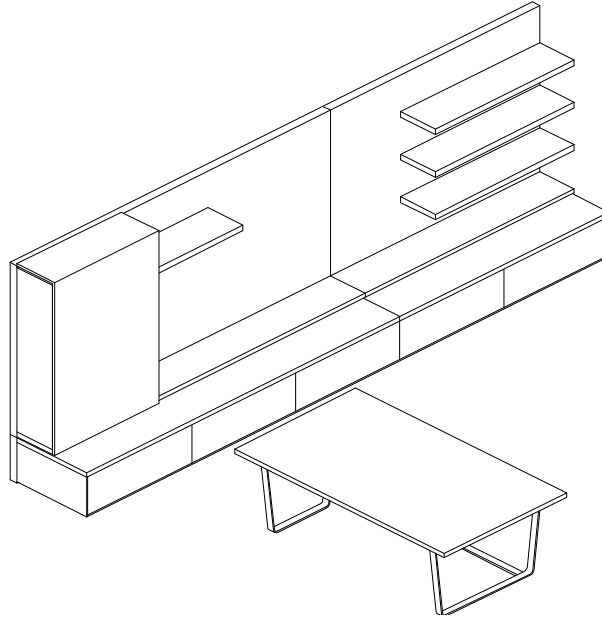
**CONFIGURATION H  
MODEL**

	<b>STANDARD VENEER WITH STANDARD METAL</b>	<b>PREMIUM METAL WITH STANDARD VENEER</b>	<b>PREMIUM METAL WITH PREMIUM VENEER</b>
FT-WM60228 WALL MOUNT PANEL	US\$1,234	US\$1,234	US\$1,480
FT-WM60258 WALL MOUNT PANEL	US\$829	US\$829	US\$995
FT-WS6012 PANEL MOUNT SHELF	US\$822	US\$822	US\$987
FT-BT6024 WORK SURFACE	US\$857	US\$857	US\$1,028
FT-WP3024F PANEL MOUNT PEDESTAL	US\$5,499	US\$5,499	US\$6,599
FT-WM72228 WALL MOUNT PANEL	US\$1,364	US\$1,364	US\$1,637
FT-WM72258 WALL MOUNT PANEL	US\$1,069	US\$1,069	US\$1,283
FT-WP361357 PANEL MOUNT OVERHEAD	US\$7,432	US\$7,432	US\$8,918
FT-BKE BOOKEND	US\$2,514	US\$3,016	US\$3,016
FT-BT7224 WORK SURFACE	US\$977	US\$977	US\$1,172
FT-RT7824MRB RUNOFF	US\$4,120	US\$4,944	US\$5,933
<b>TOTAL</b>	<b>US\$26,717</b>	<b>US\$28,044</b>	<b>US\$33,049</b>



**CONFIGURATION J**

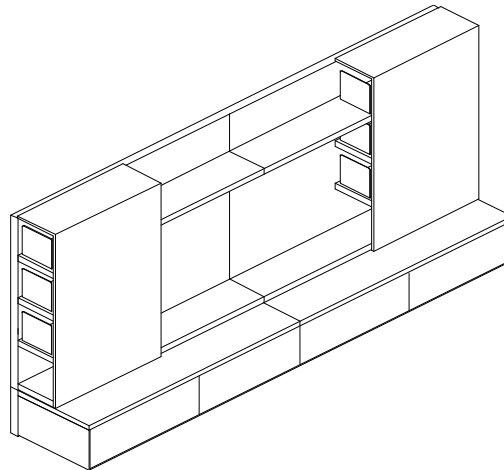
MODEL	STANDARD VENEER WITH STANDARD METAL	PREMIUM METAL WITH STANDARD VENEER	PREMIUM METAL WITH PREMIUM VENEER
FT-WM72228 WALL MOUNT PANEL	US\$2,205	US\$2,205	US\$2,646
FT-WM72258 WALL MOUNT PANEL	US\$2,201	US\$2,201	US\$2,641
FT-WS7212 PANEL MOUNT SHELF	US\$5,570	US\$5,570	US\$6,684
FT-BKE BOOKEND	US\$2,828	US\$3,393	US\$3,393
FT-BT7224 WORK SURFACE	US\$1,954	US\$1,954	US\$2,344
FT-WP3624OS PANEL MOUNT PEDESTAL	US\$3,768	US\$3,768	US\$4,522
FT-WP3624F PANEL MOUNT PEDESTAL	US\$6,220	US\$6,220	US\$7,464
FT-RT7230 RUNOFF	US\$6,275	US\$7,531	US\$9,037
FT-M1824BF MOBILE PEDESTAL	US\$4,657	US\$4,657	US\$5,588
<b>TOTAL</b>	<b>US\$35,678</b>	<b>US\$37,499</b>	<b>US\$44,320</b>



**CONFIGURATION K**

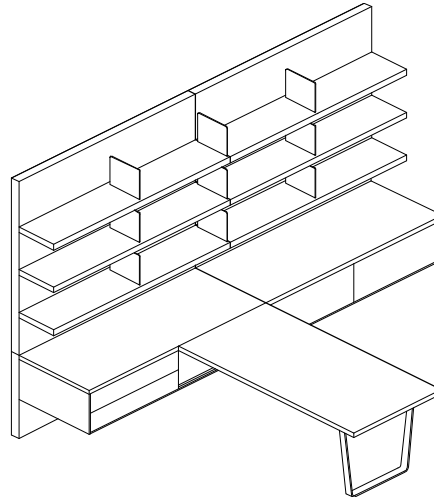
**MODEL**

	<b>STANDARD VENEER WITH STANDARD METAL</b>	<b>PREMIUM METAL WITH STANDARD VENEER</b>	<b>PREMIUM METAL WITH PREMIUM VENEER</b>
FT-WM90228 WALL MOUNT PANEL	US\$1,297	US\$1,297	US\$1,556
FT-WM90258 WALL MOUNT PANEL	US\$1,376	US\$1,376	US\$1,651
FT-WM60228 WALL MOUNT PANEL	US\$972	US\$972	US\$1,167
FT-WM60258 WALL MOUNT PANEL	US\$859	US\$859	US\$1,031
FT-CR7224LTLT LOW CREDENZA	US\$5,661	US\$5,661	US\$6,794
FT-CR9024LTLT LOW CREDENZA	US\$8,260	US\$8,260	US\$9,912
FT-H301342C PANEL MOUNT HUTCH	US\$4,149	US\$4,149	US\$4,978
FT-WS4212D PANEL MOUNT SHELF	US\$2,252	US\$2,252	US\$2,703
FT-WS4812 PANEL MOUNT SHELF	US\$716	US\$716	US\$859
FT-WS9012PANEL MOUNT SHELF	US\$1,088	US\$1,088	US\$1,306
FT-WS6012 PANEL MOUNT SHELF	US\$822	US\$822	US\$987
FT-D7230 TABLE DESK	US\$3,929	US\$4,715	US\$5,658
<b>TOTAL</b>	<b>US\$31,382</b>	<b>US\$32,167</b>	<b>US\$38,601</b>



**CONFIGURATION L  
MODEL**

	<b>STANDARD VENEER WITH STANDARD METAL</b>	<b>PREMIUM METAL WITH STANDARD VENEER</b>	<b>PREMIUM METAL WITH PREMIUM VENEER</b>
FT-WM72228 WALL MOUNT PANEL	US\$2,205	US\$2,205	US\$2,646
FT-WM72258 WALL MOUNT PANEL	US\$2,201	US\$2,201	US\$2,641
FT-CR7224LTLT LOW CREDENZA	US\$11,323	US\$11,323	US\$13,587
FT-W721357 PANEL MOUNT OVERHEAD	US\$8,381	US\$8,381	US\$10,057
FT-BKE BOOKEND	US\$3,771	US\$4,525	US\$4,525
<b>TOTAL</b>	<b>US\$27,880</b>	<b>US\$28,634</b>	<b>US\$33,456</b>



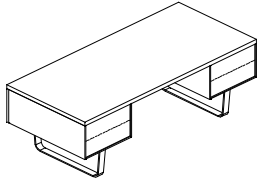
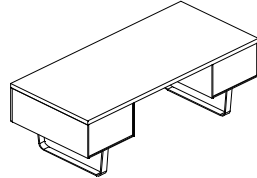
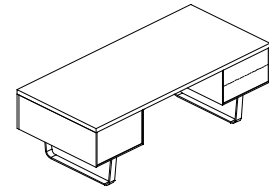
**CONFIGURATION M**

**MODEL**

FT-WM72228 WALL MOUNT PANEL  
 FT-WM72258 WALL MOUNT PANEL  
 FT-WS7212 PANEL MOUNT SHELF  
 FT-BKE BOOKEND  
 FT-BT7224 WORK SURFACE  
 FT-WP3624F PANEL MOUNT PEDESTAL  
 FT-WP3624S PANEL MOUNT PEDESTAL  
 FT-RT7230 RUNOFF

	<b>STANDARD VENEER WITH STANDARD METAL</b>	<b>PREMIUM METAL WITH STANDARD VENEER</b>	<b>PREMIUM METAL WITH PREMIUM VENEER</b>
	US\$2,728	US\$2,728	US\$3,273
	US\$2,201	US\$2,201	US\$2,641
	US\$5,570	US\$5,570	US\$6,684
	US\$2,828	US\$3,393	US\$3,393
	US\$1,954	US\$1,954	US\$2,344
	US\$9,330	US\$9,330	US\$11,197
	US\$1,827	US\$1,827	US\$2,192
	US\$2,915	US\$3,498	US\$4,198
<b>TOTAL</b>	<b>US\$29,352</b>	<b>US\$30,500</b>	<b>US\$35,922</b>

# FLOAT

Description		Standard Veneer	Premium Metal Upcharge	Premium Veneer Upcharge	Width	Depth	Height	Knee Space
<b>Double Pedestal Desk Metal Support</b> box / box drawer pedestals 	FT D6630LBRB	4850	970	1164	66	30	28.75	30
	FT D6636LBRB	4985	997	1196	66	36	28.75	30
	FT D7230LBRB	5119	1024	1229	72	30	28.75	36
	FT D7236LBRB	5253	1051	1261	72	36	28.75	36
	FT D7830LBRB	5388	1078	1293	78	30	28.75	36
	FT D7836LBRB	5522	1104	1325	78	36	28.75	36
<b>Double Pedestal Desk Metal Support</b> file drawer pedestals 	FT D6630LFRF	4739	948	1137	66	30	28.75	30
	FT D6636LFRF	4844	969	1162	66	36	28.75	30
	FT D7230LFRF	4948	990	1187	72	30	28.75	36
	FT D7236LFRF	5052	1010	1212	72	36	28.75	36
	FT D7830LFRF	5156	1031	1237	78	30	28.75	36
	FT D7836LFRF	5260	1052	1262	78	36	28.75	36
<b>Double Pedestal Desk Metal Support</b> box / box pedestal and file drawer pedestal * 	FT D6630LFRB*	4795	959	1151	66	30	28.75	30
	FT D6630LBRF							
	FT D6636LFRB	4916	983	1180	66	36	28.75	30
	FT D6636LBRF							
	FT D7230LFRB	5038	1008	1209	72	30	28.75	36
	FT D7230LBRF							
	FT D7236LFRB	5160	1032	1238	72	36	28.75	36
	FT D7236LBRF							
	FT D7830LFRB	5281	1056	1267	78	30	28.75	36
	FT D7830LBRF							
FT D7836LFRB	5403	1081	1297	78	36	28.75	36	
FT D7836LBRF								

Notes

**STANDARD FINISHES**

For a complete list of standard wood finishes please refer to general information

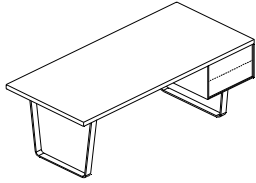
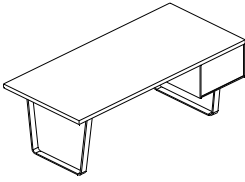
**OPTION:**

Specify metal leg finish: standard powder coated finish, premium polished / brushed stainless steel.

**CODE DESCRIPTION**

- B box / box pedestal
- F file pedestal
- L Left pedestal position
- R Right pedestal position

# FLOAT

Description		Standard Veneer	Premium Metal Upcharge	Premium Veneer Upcharge	Width	Depth	Height	Knee Space
<b>Single Pedestal Desk Metal Support</b> box / box pedestal * 	FT S6630L0RB*	4142	828	994	66	30	28.75	41
	FT S6630LBR0							
	FT S6636L0RB	4223	845	1014	66	36	28.75	41
	FT S6636LBR0							
	FT S7230L0RB	4304	861	1033	72	30	28.75	45
	FT S7230LBR0							
	FT S7236L0RB	4385	877	1052	72	36	28.75	45
	FT S7236LBR0							
	FT S7830L0RB	4466	893	1072	78	30	28.75	51
	FT S7830LBR0							
	FT S7836L0RB	4547	909	1091	78	36	28.75	51
	FT S7836LBR0							
<b>Single Pedestal Desk Metal Support</b> file drawer pedestal * 	FT S6630L0RF*	4085	817	980	66	30	28.75	41
	FT S6630LFR0							
	FT S6636L0RF	4149	830	996	66	36	28.75	41
	FT S6636LFR0							
	FT S7230L0RF	4213	843	1011	72	30	28.75	45
	FT S7230LFR0							
	FT S7236L0RF	4276	855	1026	72	36	28.75	45
	FT S7236LFR0							
	FT S7830L0RF	4340	868	1042	78	30	28.75	51
	FT S7830LFR0							
	FT S7836L0RF	4404	881	1057	78	36	28.75	51
	FT S7836LFR0							

Notes

**STANDARD FINISHES**

For a complete list of standard wood finishes please refer to general information

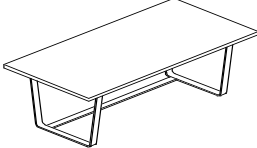
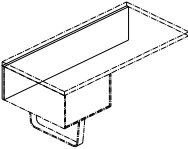


**OPTION:**

Specify metal leg finish: standard powder coated finish, premium polished / brushed stainless steel.

**CODE DESCRIPTION**

- B** box / box pedestal
- F** file pedestal
- L** Left pedestal position
- R** Right pedestal position

# FLOAT

Description		Standard Veneer	Premium Metal Upcharge	Premium Veneer Upcharge	Width	Depth	Height	Knee Space
<b>Table Desk Metal Support</b> 	<b>FT D6024</b>	3686	737	885	60	24	28.75	42
	<b>FT D6030</b>	3734	747	896	60	30	28.75	42
	<b>FT D6036</b>	3783	757	908	60	36	28.75	42
	<b>FT D6630</b>	3832	766	920	66	30	28.75	48
	<b>FT D6636</b>	3880	776	931	66	36	28.75	48
	<b>FT D7230</b>	3929	786	943	72	30	28.75	54
	<b>FT D7236</b>	3978	796	955	72	36	28.75	54
	<b>FT D7830</b>	4026	805	966	78	30	28.75	60
	<b>FT D7836</b>	4075	815	978	78	36	28.75	60
<b>H13" Modesty Panel</b> Option Upcharge 	<b>FT M</b>	250		300				
<b>Table Desk</b> Intergrated with non-electric height adjustable mechanism 	<b>FT DMH6630</b>	6348	1270	1524	66	30	28.75	66
	<b>FT DMH7230</b>	6446	1289	1547	72	30	28.75	72
	<b>FT DMH7830</b>	6543	1309	1570	78	30	28.75	78
<b>Table Desk</b> Intergrated with electric height adjustable mechanism 	<b>FT DEH6630</b>	7154	1431	1717	66	30	28.75	66
	<b>FT DEH7230</b>	7249	1450	1740	72	30	28.75	72
	<b>FT DEH7830</b>	7349	1470	1764	78	30	28.75	78

Notes

**STANDARD FINISHES**

For a complete list of standard wood finishes please refer to general information

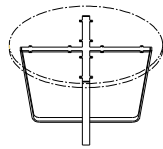
**OPTION:**

Specify metal leg finish: standard powder coated finish, premium polished / brushed stainless steel.



# FLOAT

Description		Standard Veneer	Premium Metal Upcharge	Premium Veneer Upcharge	Width	Depth	Height	Knee Space
<b>Round Meeting Table Top</b>	<b>DG RD42</b>	2455		2946	42	42	1.5	
	<b>DG RD48</b>	2533		3040	48	48	1.5	
	<b>DG RD54</b>	3540		4248	54	54	1.5	
<b>Square Meeting Table Top</b>	<b>DG SQ42</b>	2345		2814	42	42	1.5	
	<b>DG SQ48</b>	2647		3177	48	48	1.5	
	<b>DG SQ54</b>	3469		4163	54	54	1.5	
<b>Cross Base</b>	<b>FT CM26</b>	2766	3319		26	25	27.25	
	<b>FT CM32</b>	2814	3377		32	32	27.25	



Notes

**STANDARD FINISHES**

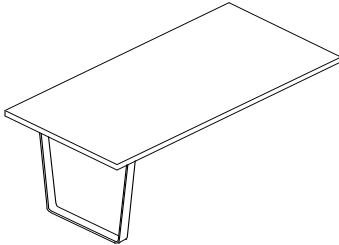
For a complete list of standard wood finishes please refer to general information

**OPTION:**

Specify metal leg finish: standard powder coated finish, premium polished / brushed stainless steel.

# FLOAT

Description	Standard Veneer	Premium Metal Upcharge	Premium Veneer Upcharge	Width	Depth	Height	Knee Space
<b>Desk Extension Metal Support</b>							
FT RT4824	2100	420	504	48	24	28.75	39
FT RT4830	2174	435	522	48	30	28.75	39
FT RT5424	2248	450	540	54	24	28.75	45
FT RT5430	2322	464	557	54	30	28.75	45
FT RT6024	2396	479	575	60	24	28.75	51
FT RT6030	2470	494	593	60	30	28.75	51
FT RT6036	2544	509	611	60	36	28.75	51
FT RT6624	2619	524	628	66	24	28.75	57
FT RT6630	2693	539	646	66	30	28.75	57
FT RT6636	2767	553	664	66	36	28.75	57
FT RT7224	2841	568	682	72	24	28.75	63
FT RT7230	2915	583	700	72	30	28.75	63
FT RT7236	2989	598	717	72	36	28.75	63
FT RT7824	3063	613	735	78	24	28.75	69
FT RT7830	3137	627	753	78	30	28.75	69
FT RT7836	3211	642	771	78	36	28.75	69



Notes

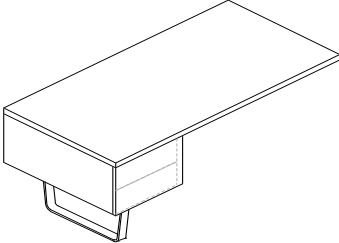
**STANDARD FINISHES**

For a complete list of standard wood finishes please refer to general information

**OPTION:**

Specify metal leg finish: standard powder coated finish, premium polished / brushed stainless steel.

# FLOAT

Description		Standard Veneer	Premium Metal Upcharge	Premium Veneer Upcharge	Width	Depth	Height	Knee Space
<b>Desk Extension Metal Support</b> and 2 box drawers	FT RT4824LB *	3343	669	802	48	24	28.75	30
	FT RT4824RB							
*	FT RT5424LB	3424	685	822	54	24	28.75	36
	FT RT5424RB							
	FT RT5430LB	3505	701	841	54	30	28.75	36
	FT RT5430RB							
	FT RT6024LB	3586	717	861	60	24	28.75	42
	FT RT6024RB							
	FT RT6030LB	3667	733	880	60	30	28.75	42
	FT RT6030RB							
	FT RT6036LB	3748	750	900	60	36	28.75	42
	FT RT6036RB							
	FT RT6624LB	3829	766	919	66	24	28.75	48
	FT RT6624RB							
	FT RT6630LB	3910	782	939	66	30	28.75	48
	FT RT6630RB							
	FT RT6636LB	3991	798	958	66	36	28.75	48
	FT RT6636RB							
	FT RT7224LB	4073	815	977	72	24	28.75	54
	FT RT7224RB							
	FT RT7230LB	4154	831	997	72	30	28.75	54
	FT RT7230RB							
	FT RT7236LB	4235	847	1016	72	36	28.75	54
	FT RT7236RB							
	FT RT7824LB	4316	863	1036	78	24	28.75	60
	FT RT7824RB							
	FT RT7830LB	4397	879	1055	78	30	28.75	60
	FT RT7830RB							
	FT RT7836LB	4478	896	1075	78	36	28.75	60
	FT RT7836RB							

Notes

**STANDARD FINISHES**

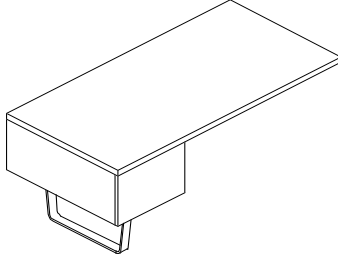
For a complete list of standard wood finishes please refer to general information

**OPTION:**

Specify metal leg finish: standard powder coated finish, premium polished / brushed stainless steel.

**CODE DESCRIPTION**

- B** box / box pedestal
- L** Left pedestal position
- R** Right pedestal position

Description		Standard Veneer	Premium Metal Upcharge	Premium Veneer Upcharge	Width	Depth	Height	Knee Space
<b>Desk Extension Metal Support</b> and 1 file drawer	FT RT4824LF *	3288	658	789	48	24	28.75	30
	FT RT4824RF							
*	FT RT5424LF	3369	674	808	54	24	28.75	36
	FT RT5424RF							
	FT RT5430LF	3450	690	828	54	30	28.75	36
	FT RT5430RF							
	FT RT6024LF	3531	706	847	60	24	28.75	42
	FT RT6024RF							
	FT RT6030LF	3612	722	867	60	30	28.75	42
	FT RT6030RF							
	FT RT6036LF	3693	739	886	60	36	28.75	42
	FT RT6036RF							
	FT RT6624LF	3774	755	906	66	24	28.75	48
	FT RT6624RF							
	FT RT6630LF	3855	771	925	66	30	28.75	48
	FT RT6630RF							
	FT RT6636LF	3936	787	945	66	36	28.75	48
	FT RT6636RF							
	FT RT7224LF	4017	803	964	72	24	28.75	54
	FT RT7224RF							
	FT RT7230LF	4098	820	984	72	30	28.75	54
	FT RT7230RF							
	FT RT7236LF	4179	836	1003	72	36	28.75	54
	FT RT7236RF							
	FT RT7824LF	4260	852	1022	78	24	28.75	60
	FT RT7824RF							
	FT RT7830LF	4341	868	1042	78	30	28.75	60
	FT RT7830RF							
	FT RT7836LF	4422	884	1061	78	36	28.75	60
	FT RT7836RF							

Notes

**STANDARD FINISHES**

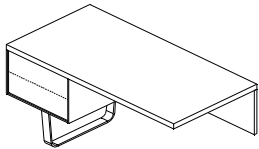
For a complete list of standard wood finishes please refer to general information

**OPTION:**

Specify metal leg finish: standard powder coated finish, premium polished / brushed stainless steel.

**CODE DESCRIPTION**

- F file pedestal
- L Left pedestal position
- R Right pedestal position

Description		Standard Veneer	Premium Metal Upcharge	Premium Veneer Upcharge	Width	Depth	Height	Knee Space
<b>Desk Extension Metal Support</b> 2 box drawers and modesty panel *	FT RT4824MLB *	3447	689	827	48	24	28.75	30
	FT RT4824MRB							
	FT RT5424MLB	3528	706	847	54	24	28.75	36
	FT RT5424MRB							
	FT RT5430MLB	3609	722	866	54	30	28.75	36
	FT RT5430MRB							
	FT RT6024MLB	3691	738	886	60	24	28.75	42
	FT RT6024MRB							
	FT RT6030MLB	3772	754	905	60	30	28.75	42
	FT RT6030MRB							
	FT RT6036MLB	3853	771	925	60	36	28.75	42
	FT RT6036MRB							
	FT RT6624MLB	3934	787	944	66	24	28.75	48
	FT RT6624MRB							
	FT RT6630MLB	4015	803	964	66	30	28.75	48
	FT RT6630MRB							
	FT RT6636MLB	4096	819	983	66	36	28.75	48
	FT RT6636MRB							
	FT RT7224MLB	4177	835	1002	72	24	28.75	54
	FT RT7224MRB							
	FT RT7230MLB	4258	852	1022	72	30	28.75	54
	FT RT7230MRB							
	FT RT7236MLB	4339	868	1041	72	36	28.75	54
	FT RT7236MRB							
	FT RT7824MLB	4420	884	1061	78	24	28.75	60
	FT RT7824MRB							
	FT RT7830MLB	4501	900	1080	78	30	28.75	60
	FT RT7830MRB							
	FT RT7836MLB	4582	916	1100	78	36	28.75	60
	FT RT7836MRB							

Notes

**STANDARD FINISHES**

For a complete list of standard wood finishes please refer to general information

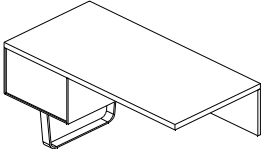
**OPTION:**

Specify metal leg finish: standard powder coated finish, premium polished / brushed stainless steel.

**CODE DESCRIPTION**

- B** box / box pedestal
- M** modesty panel
- L** Left pedestal position
- R** Right pedestal position

# FLOAT

Description		Standard Veneer	Premium Metal Upcharge	Premium Veneer Upcharge	Width	Depth	Height	Knee Space
<b>Desk Extension Metal Support</b> 1 file drawer and modesty panel	FT RT4824MLF *	3391	678	814	48	24	28.75	30
	FT RT4824MRF							
*	FT RT5424MLF	3472	694	833	54	24	28.75	36
	FT RT5424MRF							
	FT RT5430MLF	3553	711	853	54	30	28.75	36
	FT RT5430MRF							
	FT RT6024MLF	3634	727	872	60	24	28.75	42
	FT RT6024MRF							
	FT RT6030MLF	3715	743	892	60	30	28.75	42
	FT RT6030MRF							
	FT RT6036MLF	3796	759	911	60	36	28.75	42
	FT RT6036MRF							
	FT RT6624MLF	3877	775	930	66	24	28.75	48
	FT RT6624MRF							
	FT RT6630MLF	3958	792	950	66	30	28.75	48
	FT RT6630MRF							
	FT RT6636MLF	4039	808	969	66	36	28.75	48
	FT RT6636MRF							
	FT RT7224MLF	4120	824	989	72	24	28.75	54
	FT RT7224MRF							
	FT RT7230MLF	4201	840	1008	72	30	28.75	54
	FT RT7230MRF							
	FT RT7236MLF	4282	856	1028	72	36	28.75	54
	FT RT7236MRF							
	FT RT7824MLF	4363	873	1047	78	24	28.75	60
	FT RT7824MRF							
	FT RT7830MLF	4444	889	1067	78	30	28.75	60
	FT RT7830MRF							
	FT RT7836MLF	4525	905	1086	78	36	28.75	60
	FT RT7836MRF							

Notes

**STANDARD FINISHES**

For a complete list of standard wood finishes please refer to general information

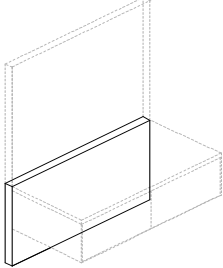
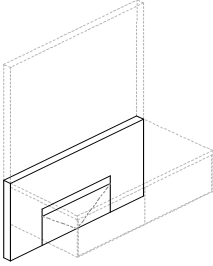
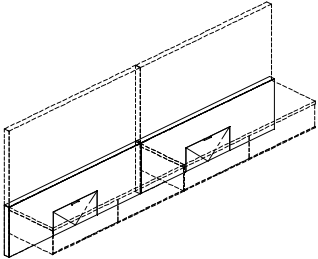
**OPTION:**

Specify metal leg finish: standard powder coated finish, premium polished / brushed stainless steel.

**CODE DESCRIPTION**

- F file pedestal
- M modesty panel
- L Left pedestal position
- R Right pedestal position

# FLOAT

Description		Standard Veneer	Premium Metal Upcharge	Premium Veneer Upcharge	Width	Depth	Height	Knee Space
<b>Wall mount lower back panel</b> mount on wall cleats 	<b>FT WM18228</b>	648		778	18	3	28.75	
	<b>FT WM30228</b>	713		855	30	3	28.75	
	<b>FT WM36228</b>	778		933	36	3	28.75	
	<b>FT WM48228</b>	843		1012	48	3	28.75	
	<b>FT WM54228</b>	908		1089	54	3	28.75	
	<b>FT WM60228</b>	972		1167	60	3	28.75	
	<b>FT WM66228</b>	1037		1244	66	3	28.75	
	<b>FT WM72228</b>	1102		1322	72	3	28.75	
	<b>FT WM78228</b>	1167		1401	78	3	28.75	
	<b>FT WM84228</b>	1232		1478	84	3	28.75	
	<b>FT WM96228</b>	1297		1556	96	3	28.75	
	<b>FT WM102228</b>	1361		1633	102	3	28.75	
	<b>FT WM108228</b>	1426		1711	108	3	28.75	
	<b>FT WM114228</b>	1491		1790	114	3	28.75	
<b>FT WM120228</b>	1556		1867	120	3	28.75		
<b>First access door up-charge</b> 		46						
<b>Second access door up-charge</b> 		521						

Notes

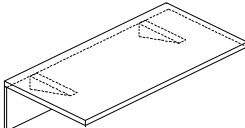
**STANDARD FINISHES**

For a complete list of standard wood finishes please refer to general information

PROPER INSTALLATION OF WALL MOUNTED OVERHEAD CABINET IS THE SOLE RESPONSIBILITY OF THE CUSTOMER AND IS CRUCIAL TO PREVENT PERSONAL INJURY.

Effective Oct 1, 2018

# FLOAT

Description		Standard Veneer	Premium Metal Upcharge	Premium Veneer Upcharge	Width	Depth	Height	Knee Space
<b>Wall Mount Workface</b>	<b>FT B4224M</b>	1491		1790	42	24	28.75	42
with modesty panel	<b>FT B4230M</b>	1543		1852	42	30	28.75	42
mount on wall cleats	<b>FT B4824M</b>	1595		1915	48	24	28.75	48
	<b>FT B4830M</b>	1647		1977	48	30	28.75	48
	<b>FT B5424M</b>	1699		2040	54	24	28.75	54
	<b>FT B5430M</b>	1751		2102	54	30	28.75	54
	<b>FT B6024M</b>	1804		2165	60	24	28.75	60
	<b>FT B6030M</b>	1856		2227	60	30	28.75	60

Notes

**STANDARD FINISHES**

For a complete list of standard wood finishes please refer to general information

**CODE DESCRIPTION**

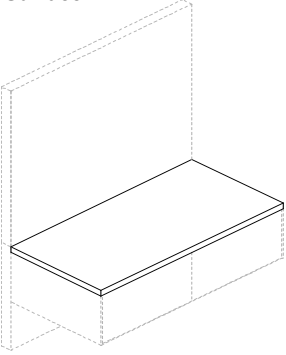
**M** modesty panel

PROPER INSTALLATION OF WALL MOUNTED OVERHEAD CABINET IS THE SOLE RESPONSIBILITY OF THE CUSTOMER AND IS CRUCIAL TO PREVENT PERSONAL INJURY.

Effective Oct 1, 2018



# FLOAT

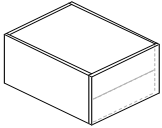
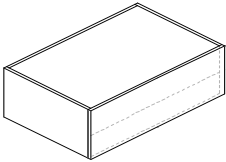
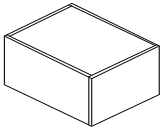
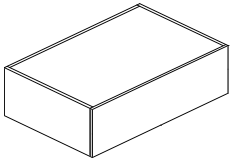
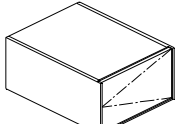
Description	Standard Veneer	Premium Metal Upcharge	Premium Veneer Upcharge	Width	Depth	Height	Knee Space
<b>Top Surface</b> 	FT BT1824	556	667	18	24	1.5	
	FT BT1830	586	703	18	30	1.5	
	FT BT3024	616	739	30	24	1.5	
	FT BT3030	646	776	30	30	1.5	
	FT BT3624	676	811	36	24	1.5	
	FT BT3630	706	847	36	30	1.5	
	FT BT4824	736	883	48	24	1.5	
	FT BT4830	766	919	48	30	1.5	
	FT BT5424	796	956	54	24	1.5	
	FT BT5430	827	992	54	30	1.5	
	FT BT6024	857	1028	60	24	1.5	
	FT BT6030	887	1064	60	30	1.5	
	FT BT6624	917	1100	66	24	1.5	
	FT BT6630	947	1137	66	30	1.5	
	FT BT7224	977	1173	72	24	1.5	
	FT BT7230	1007	1209	72	30	1.5	
	FT BT7824	1037	1244	78	24	1.5	
	FT BT7830	1067	1280	78	30	1.5	
	FT BT8424	1097	1317	84	24	1.5	
	FT BT8430	1128	1353	84	30	1.5	
	FT BT9024	1158	1389	90	24	1.5	
	FT BT9030	1188	1425	90	30	1.5	
	FT BT9624	1218	1461	96	24	1.5	
	FT BT9630	1248	1498	96	30	1.5	
	FT BT10224	2454	2945	102	24	1.5	
	FT BT10230	2507	3009	102	30	1.5	
	FT BT10824	2561	3072	108	24	1.5	
	FT BT10830	2614	3137	108	30	1.5	
	FT BT11424	2667	3201	114	24	1.5	
	FT BT11430	2720	3265	114	30	1.5	
	FT BT12024	2774	3328	120	24	1.5	
	FT BT12030	2827	3392	120	30	1.5	
	<b>Optional add pencil stopper with cable management</b>	FT PS	206	247			

Notes

**STANDARD FINISHES**

For a complete list of standard wood finishes please refer to general information

# FLOAT

Description		Standard Veneer	Premium Metal Upcharge	Premium Veneer Upcharge	Width	Depth	Height	Knee Space
<b>Panel Hung Pedestal</b> 2 box drawers	<b>FT WP1824B*</b>	2440		2929	18	24	13.35	
* 								
** 	<b>FT WP3024B**</b>	2801		3362	30	24	13.35	
	<b>FT WP3624B</b>	3163		3795	36	24	13.35	
<b>Panel Hung Pedestal</b> 1 file drawer	<b>FT WP1824F*</b>	2388		2866	18	24	13.35	
* 								
** 	<b>FT WP3024F**</b>	2749		3299	30	24	13.35	
	<b>FT WP3624F</b>	3111		3732	36	24	13.35	
<b>Panel Hung Pedestal</b> single door cabinet	<b>FT WP1824LBC*</b> <b>FT WP1824RBC</b>	1567		1881	18	24	13.35	
* 								

Notes

**STANDARD FINISHES**

For a complete list of standard wood finishes please refer to general information

**CODE DESCRIPTION**

- B** box / box pedestal
- F** file pedestal
- S** open shelf

All panel hung pedestal to be mounted on wall panels that are mounted to partition.

# FLOAT

Description		Standard Veneer	Premium Metal Upcharge	Premium Veneer Upcharge	Width	Depth	Height	Knee Space
<b>Panel Hung Pedestal</b> double door cabinet	<b>FT WP3024BC</b>	1838		2206	30	24	13.35	
	<b>FT WP3624BC</b>	1936		2322	36	24	13.35	
<b>Panel Hung Pedestal</b> open shelf	<b>FT WP1824S*</b>	1665		1998	18	24	13.35	
<b>Panel Hung Pedestal</b> open shelf with 1 adjustable shelf	<b>FT WP3024S**</b>	1746		2095	30	24	13.35	
	<b>FT WP3624S</b>	1827		2193	36	24	13.35	
<b>Panel Hung Pedestal</b> open shelf with 1 adjustable shelf	<b>FT WP1824OS*</b>	1723		2068	18	24	13.35	
<b>Panel Hung Pedestal</b> open shelf with 1 adjustable shelf	<b>FT WP3024OS**</b>	1804		2165	30	24	13.35	
	<b>FT WP3624OS</b>	1885		2262	36	24	13.35	

Notes

**STANDARD FINISHES**

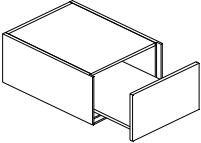
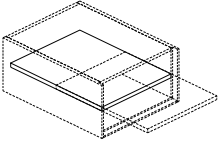
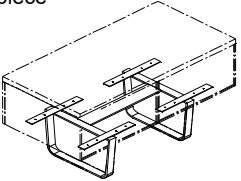
For a complete list of standard wood finishes please refer to general information

**CODE DESCRIPTION**

- BC** bookcase
- S** open shelf
- OS** 1 adjustable shelf

All panel hung pedestal to be mounted on wall panels that are mounted to partition.

# FLOAT

Description		Standard Veneer	Premium Metal Upcharge	Premium Veneer Upcharge	Width	Depth	Height	Knee Space
<b>Panel Hung Pedestal</b> Printer Drawer	<b>FT WP1824P*</b>	2388		2866	18	24	13.35	
* 	<b>FT WP3024P</b>	2749		3299	30	24	13.35	
	<b>FT WP3624P**</b>	3111		3732	36	24	13.35	
<b>Slide out shelf</b> Option Upcharge	<b>FT ST</b>	521		625				
								
<b>Freestanding Metal Support</b> per piece	<b>FT LEG</b>	1308	1570					
								

Notes

**STANDARD FINISHES**

For a complete list of standard wood finishes please refer to general information

Option:

Specify metal leg finish: standard powder coated finish, premium polished / brushed stainless steel.

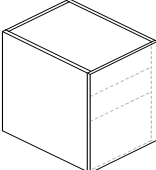
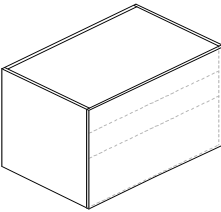
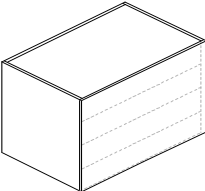
**All panel hung pedestal to be mounted on wall panels that are mounted to partition.**

Effective Oct 1, 2018

**CODE DESCRIPTION**

**P printer drawer**  
**ST slide out shelf**

# FLOAT

Description		Standard Veneer	Premium Metal Upcharge	Premium Veneer Upcharge	Width	Depth	Height	Knee Space
<b>Modular Pedestal</b> box / box / file  *   ** 	<b>FT MP1824B*</b>	2639		3167	18	24	27.25	
	<b>FT MP1830B</b>	2825		3390	18	30	27.25	
	<b>FT MP3024B**</b>	3010		3612	30	24	27.25	
	<b>FT MP3030B</b>	3195		3834	30	30	27.25	
	<b>FT MP3624B</b>	3380		4056	36	24	27.25	
	<b>FT MP3630B</b>	3565		4279	36	30	27.25	
<b>Modular Pedestal</b> four pile drawers  ** 	<b>FT MP1824P</b>	2691		3230	18	24	27.25	
	<b>FT MP1830P</b>	2877		3452	18	30	27.25	
	<b>FT MP3024P**</b>	3062		3674	30	24	27.25	
	<b>FT MP3030P</b>	3247		3897	30	30	27.25	
	<b>FT MP3624P</b>	3432		4119	36	24	27.25	
	<b>FT MP3630P</b>	3618		4341	36	30	27.25	

Notes

**STANDARD FINISHES**

For a complete list of standard wood finishes please refer to general information

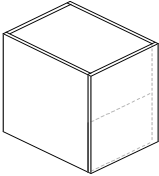
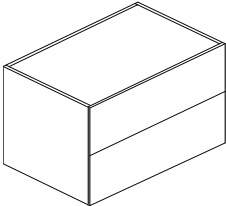
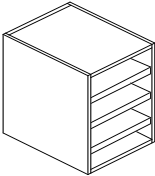
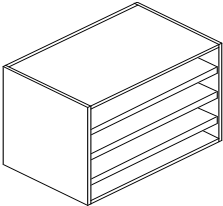
**CODE DESCRIPTION**

**B** box/box/file pedestal  
**P** 4 pile drawers

All modular pedestals are sit on floor

Effective Oct 1, 2018

# FLOAT

Description		Standard Veneer	Premium Metal Upcharge	Premium Veneer Upcharge	Width	Depth	Height	Knee Space
<b>Modular Pedestal</b> file / file  *   ** 	<b>FT MP1824F*</b>	2587		3105	18	24	27.25	
	<b>FT MP1830F</b>	2773		3327	18	30	27.25	
	<b>FT MP3024F**</b>	2958		3549	30	24	27.25	
	<b>FT MP3030F</b>	3143		3772	30	30	27.25	
	<b>FT MP3624F</b>	3328		3994	36	24	27.25	
	<b>FT MP3630F</b>	3513		4216	36	30	27.25	
	<b>Modular Pedestal</b>							
open shelf unit with 3 adjustable shelf	<b>FT MP1824OS*</b>	2027		2432	18	24	27.25	
*   ** 	<b>FT MP1830OS</b>	2102		2522	18	30	27.25	
	<b>FT MP3024OS**</b>	2190		2628	30	24	27.25	
	<b>FT MP3030OS</b>	2278		2734	30	30	27.25	
	<b>FT MP3624OS</b>	2366		2840	36	24	27.25	
	<b>FT MP3630OS</b>	2454		2945	36	30	27.25	

Notes

**STANDARD FINISHES**

For a complete list of standard wood finishes please refer to general information

**CODE DESCRIPTION**

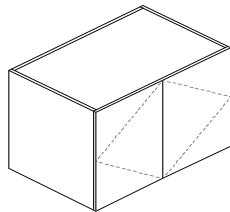
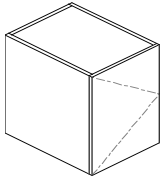
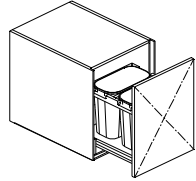
**F** file / file pedestal  
**OS** open shelf ped

All modular pedestals are sit on floor

Effective Oct 1, 2018

# FLOAT

Description		Standard Veneer	Premium Metal Upcharge	Premium Veneer Upcharge	Width	Depth	Height	Knee Space
<b>Modular Pedestal</b> with trash drawer	FT MP1824T	2639		3167	18	24	27.25	
	FT MP1830T	2825		3390	18	30	27.25	
<b>Modular Pedestal</b> single door unit with 1 adjustable shelf *	FT MP1824LBC	1640		1968	18	24	27.25	
	FT MP1824RBC*							
	FT MP1830LBC	1716		2058	18	30	27.25	
	FT MP1830RBC							
<b>Modular Pedestal</b> double door unit with 1 adjustable shelf	FT MP3024BC	1873		2248	30	24	27.25	
	FT MP3030BC	1984		2381	30	30	27.25	
	FT MP3624BC	2095		2514	36	24	27.25	
	FT MP3630BC	2206		2647	36	30	27.25	



Notes

**STANDARD FINISHES**

For a complete list of standard wood finishes please refer to general information

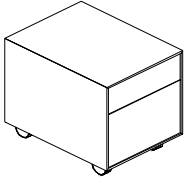
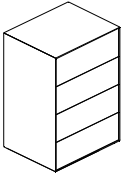
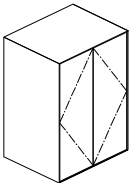
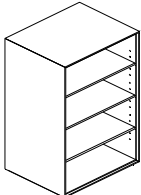
**CODE DESCRIPTION**

- T trash drawer
- BC bookcase
- L left hinge
- R right hinge

All modular pedestals are sit on floor

Effective Oct 1, 2018

# FLOAT

Description		Standard Veneer	Premium Metal Upcharge	Premium Veneer Upcharge	Width	Depth	Height	Knee Space
<b>Mobile Pedestal</b> box / file 	<b>FT M1824BF</b>	2328		2793	18	24	25.5	
	<b>FT M1830BF</b>	2513		3016	18	30	25.5	
<b>Freestanding Storage</b> 4 drawers lateral file unit 	<b>FT LT302454</b>	5260		6313	30	24	54	
	<b>FT LT362454</b>	5366		6439	36	24	54	
<b>Freestanding Storage</b> double door behind with 3 adjustable shelves 	<b>FT BC302454</b>	3371		4045	30	24	54	
	<b>FT BC362454</b>	3526		4231	36	24	54	
<b>Freestanding Storage</b> open shelf bookcase with 3 adjustable shelves 	<b>FT OS301554</b>	2518		3021	30	15	54	
	<b>FT OS361554</b>	2624		3149	36	15	54	

Notes

**STANDARD FINISHES**

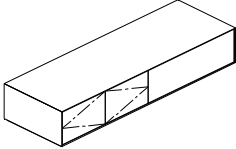
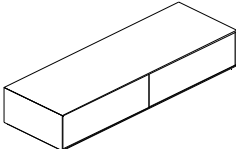
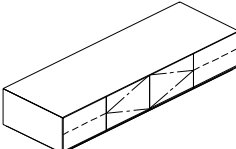
For a complete list of standard wood finishes please refer to general information

**CODE DESCRIPTION**

**BF** box / file pedestal



# FLOAT

Description		Standard Veneer	Premium Metal Upcharge	Premium Veneer Upcharge	Width	Depth	Height	Knee Space
<b>Freestanding Low Credenza</b> bookcase & lateral file * 	FT CR7224LBCRLT*	4984		5980	72	24	15	
	FT CR7224LLTRBC							
	FT CR7230LBCRLT	5095		6113	72	30	15	
	FT CR7230LLTRBC							
	FT CR7824LBCRLT	5206		6247	78	24	15	
	FT CR7824LLTRBC							
	FT CR7830LBCRLT	5317		6381	78	30	15	
	FT CR7830LLTRBC							
<b>Freestanding Low Credenza</b> two lateral file drawers 	FT CR7224LTLT	5661		6793	72	24	15	
	FT CR7230LTLT	5772		6926	72	30	15	
	FT CR7824LTLT	5883		7059	78	24	15	
	FT CR7830LTLT	5994		7193	78	30	15	
<b>Freestanding Low Credenza</b> 	FT CR7224BBCB	5927		7112	72	24	15	
	FT CR7230BBCB	6038		7246	72	30	15	
	FT CR7824BBCB	6149		7379	78	24	15	
	FT CR7830BBCB	6260		7513	78	30	15	

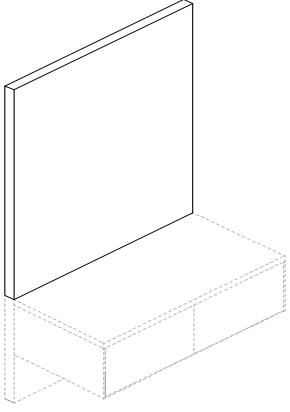
Notes

**STANDARD FINISHES**

For a complete list of standard wood finishes please refer to general information

**CODE DESCRIPTION**

- LT lateral file drawer
- BC bookcase
- B box / file pedestal

Description		Standard Veneer	Premium Metal Upcharge	Premium Veneer Upcharge	Width	Depth	Height	Knee Space
<b>Wall mount upper back panel</b> mounts on wall cleats 	FT WM30216	287		345	30	3	16	
	FT WM30231	317		381	30	3	31	
	FT WM30243	347		417	30	3	43	
	FT WM30258	377		453	30	3	58	
	FT WM36216	407		489	36	3	16	
	FT WM36231	438		526	36	3	31	
	FT WM36243	468		561	36	3	43	
	FT WM36258	498		597	36	3	58	
	FT WM48216	528		633	48	3	16	
	FT WM48231	558		669	48	3	31	
	FT WM48243	588		706	48	3	43	
	FT WM48258	618		742	48	3	58	
	FT WM54216	648		778	54	3	16	
	FT WM54231	678		814	54	3	31	
	FT WM54243	708		850	54	3	43	
	FT WM54258	739		887	54	3	58	
	FT WM60216	769		923	60	3	16	
	FT WM60231	799		959	60	3	31	
	FT WM60243	829		994	60	3	43	
	FT WM60258	859		1030	60	3	58	
	FT WM66216	889		1067	66	3	16	
	FT WM66231	919		1103	66	3	31	
	FT WM66243	949		1139	66	3	43	
	FT WM66258	979		1175	66	3	58	
	FT WM72216	1009		1211	72	3	16	
FT WM72231	1040		1248	72	3	31		
FT WM72243	1070		1284	72	3	43		
FT WM72258	1100		1320	72	3	58		

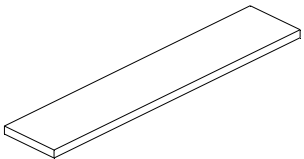
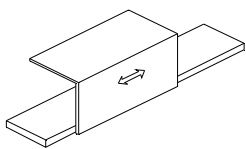
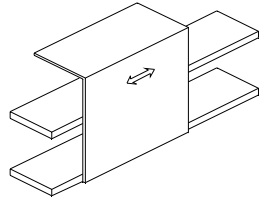
Notes

**STANDARD FINISHES**

For a complete list of standard wood finishes please refer to general information

PROPER INSTALLATION OF WALL MOUNTED OVERHEAD CABINET IS THE SOLE RESPONSIBILITY OF THE CUSTOMER AND IS CRUCIAL TO PREVENT PERSONAL INJURY.

Effective Oct 1, 2018

Description		Standard Veneer	Premium Metal Upcharge	Premium Veneer Upcharge	Width	Depth	Height	Knee Space
<b>Overhead shelving</b> 	FT WS1812	556		667	18	12	2	
	FT WS3012	609		730	30	12	2	
	FT WS3612	662		794	36	12	2	
	FT WS4212	662		794	42	12	2	
	FT WS4812	715		859	48	12	2	
	FT WS5412	769		923	54	12	2	
	FT WS6012	822		986	60	12	2	
	FT WS6612	875		1050	66	12	2	
	FT WS7212	928		1114	72	12	2	
	FT WS7812	982		1178	78	12	2	
	FT WS8412	1035		1242	84	12	2	
	FT WS9612	1088		1306	96	12	2	
	FT WS10212	1141		1369	102	12	2	
	FT WS10812	1195		1433	108	12	2	
FT WS11412	1248		1498	114	12	2		
FT WS12012	1301		1562	120	12	2		
<b>One shelf overhead with sliding door</b> 	FT W361316	2289		2746	36	13	16	
	FT W481316	2342		2811	48	13	16	
	FT W541316	2395		2874	54	13	16	
	FT W601316	2448		2938	60	13	16	
	FT W661316	2502		3002	66	13	16	
	FT W721316	2555		3065	72	13	16	
<b>Two shelves overhead with sliding door</b> 	FT W361331	2774		3328	36	13	31	
	FT W481331	2834		3401	48	13	31	
	FT W541331	2894		3473	54	13	31	
	FT W601331	2954		3545	60	13	31	
	FT W661331	3014		3618	66	13	31	
	FT W721331	3075		3689	72	13	31	

Notes

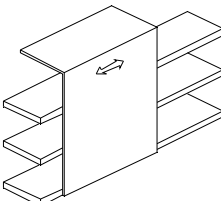
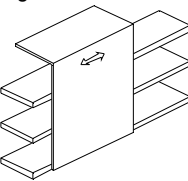
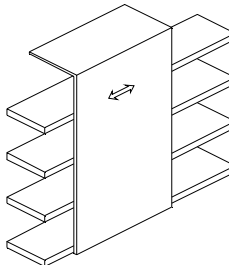
**STANDARD FINISHES**

For a complete list of standard wood finishes please refer to general information

All overheads to be mounted on wall panels that are mounted to partition.

Effective Oct 1, 2018

# FLOAT

Description		Standard Veneer	Premium Metal Upcharge	Premium Veneer Upcharge	Width	Depth	Height	Knee Space
<b>Three shelves overhead with sliding door</b> 	FT W361354	3261		3913	36	13	54	
	FT W481354	3344		4013	48	13	54	
	FT W541354	3428		4113	54	13	54	
	FT W601354	3511		4214	60	13	54	
	FT W661354	3594		4313	66	13	54	
	FT W721354	3678		4413	72	13	54	
<b>Two shelves overhead with sliding door full height</b> 	FT W361342	3227		3873	36	13	42	
	FT W481342	3311		3973	48	13	42	
	FT W541342	3394		4073	54	13	42	
	FT W601342	3478		4173	60	13	42	
	FT W661342	3561		4273	66	13	42	
	FT W721342	3644		4374	72	13	42	
<b>Three shelves overhead with sliding door full height</b> 	FT W361357	3716		4459	36	13	57	
	FT W481357	3811		4573	48	13	57	
	FT W541357	3906		4687	54	13	57	
	FT W601357	4001		4801	60	13	57	
	FT W661357	4096		4915	66	13	57	
	FT W721357	4191		5029	72	13	57	

Notes

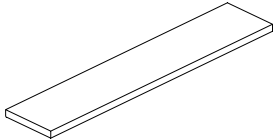
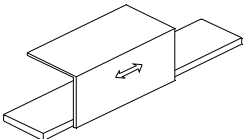
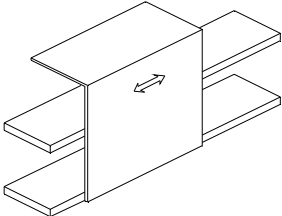
**STANDARD FINISHES**

For a complete list of standard wood finishes please refer to general information

All overheads to be mounted on wall panels that are mounted to partition.

Effective Oct 1, 2018

# FLOAT

Description		Standard Veneer	Premium Metal Upcharge	Premium Veneer Upcharge	Width	Depth	Height	Knee Space
<b>Overhead shelving</b> with LED lighting 	FT WS1812D	645		773	18	12	2	
	FT WS3012D	698		838	30	12	2	
	FT WS3612D	751		902	36	12	2	
	FT WS4212D	751		902	42	12	2	
	FT WS4812D	805		965	48	12	2	
	FT WS5412D	858		1029	54	12	2	
	FT WS6012D	911		1093	60	12	2	
	FT WS6612D	964		1158	66	12	2	
	FT WS7212D	1018		1221	72	12	2	
	FT WS7812D	1071		1285	78	12	2	
	FT WS8412D	1124		1349	84	12	2	
	FT WS9612D	1177		1412	96	12	2	
	FT WS10212D	1231		1477	102	12	2	
	FT WS10812D	1284		1541	108	12	2	
	FT WS11412D	1337		1604	114	12	2	
FT WS12012D	1390		1668	120	12	2		
<b>One shelf overhead with sliding door and LED lighting</b> 	FT W361316D	2563		3076	36	13	16	
	FT W481316D	2674		3209	48	13	16	
	FT W541316D	2785		3342	54	13	16	
	FT W601316D	2896		3475	60	13	16	
	FT W661316D	3008		3609	66	13	16	
	FT W721316D	3119		3743	72	13	16	
<b>Double High Overhead shelving with sliding door and LED lighting</b> 	FT W361331D	3048		3658	36	13	31	
	FT W481331D	3159		3791	48	13	31	
	FT W541331D	3270		3924	54	13	31	
	FT W601331D	3381		4057	60	13	31	
	FT W661331D	3493		4191	66	13	31	
	FT W721331D	3604		4325	72	13	31	

Notes

**STANDARD FINISHES**

For a complete list of standard wood finishes please refer to general information

**CODE DESCRIPTION**

D LED

All overheads to be mounted on wall panels that are mounted to partition.

Effective Oct 1, 2018

# FLOAT

Description			Standard Veneer	Premium Metal Upcharge	Premium Veneer Upcharge	Width	Depth	Height	Knee Space
	<b>Overhead WTD Unit</b> sliding door one side with coat rod one side with 2 shelves no back panel *	FT	W481342LC*	3783		4540	48	13	42
	FT	W481342RC							
	FT	W541342LC	3866		4640	54	13	42	
	FT	W541342RC							
	FT	W601342LC	3950		4739	60	13	42	
	FT	W601342RC							
	FT	W661342LC	4033		4840	66	13	42	
	FT	W661342RC							
	FT	W721342LC	4117		4940	72	13	42	
	FT	W721342RC							
<b>Overhead WTD Unit</b> sliding door one side with coat rod one side with 3 shelves no back panel *	FT	W481357LC*	3982		4779	48	13	57	
	FT	W481357RC							
	FT	W541357LC	4066		4878	54	13	57	
	FT	W541357RC							
	FT	W601357LC	4149		4979	60	13	57	
	FT	W601357RC							
	FT	W661357LC	4232		5079	66	13	57	
	FT	W661357RC							
	FT	W721357LC	4316		5179	72	13	57	
	FT	W721357RC							
<b>Optional add LED light on overhead</b> interior shelf	FT	LED	426						
<b>Tack panel</b>			<b>COM</b>	<b>BRIC GRA</b>					
				1	2				
		30" WTD	78	436	601				
		36" WTD	81	436	601				
		48" WTD	105	713	978				
		54" WTD	109	786	1079				
		60" WTD	113	786	1079				
		66" WTD	138	875	1197				
		72" WTD	146	964	1319				

**STANDARD FINISHES**

For a complete list of standard wood finishes please refer to general information

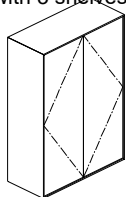
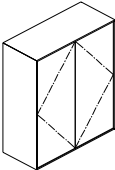
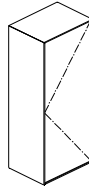
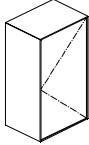
**CODE DESCRIPTION**

- C coat rod
- L left position
- R right position

All overheads to be mounted on wall panels that are mounted to partition.

# FLOAT

Description		Standard Veneer	Premium Metal Upcharge	Premium Veneer Upcharge	Width	Depth	Height	Knee Space
<b>Worksurface Cabinet</b> single door behind with 2 shelves *	<b>FT H181342L*</b>	1901		2281	18	13	42	
	<b>FT H181342R</b>							
<b>Worksurface Cabinet</b> single door behind with 3 shelves *	<b>FT H181357L*</b>	2124		2549	18	13	57	
	<b>FT H181357R</b>							
<b>Worksurface Cabinet</b> double door behind with 2 shelves	<b>FT H301342</b>	2226		2672	30	13	42	
	<b>FT H361342</b>	2337		2805	36	13	42	
<b>Worksurface Cabinet</b> double door behind with 3 shelves	<b>FT H301357</b>	2448		2938	30	13	57	
	<b>FT H361357</b>	2560		3071	36	13	57	



Notes

**STANDARD FINISHES**

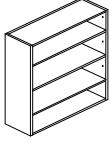
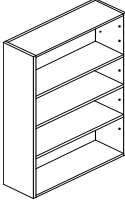
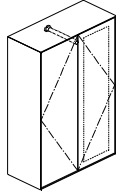
For a complete list of standard wood finishes please refer to general information

**CODE DESCRIPTION**

- L left hinge
- R right hinge

All worksurface cabinet to be mounted on wall panels that are mounted to partition.

# FLOAT

Description		Standard Veneer	Premium Metal Upcharge	Premium Veneer Upcharge	Width	Depth	Height	Knee Space
<b>Worksurface Cabinet</b> with 3 adjustable shelf 	<b>FT H181342S</b>	1875		2250	18	13	42	
	<b>FT H301342S</b>	2014		2417	30	13	42	
	<b>FT H361342S</b>	2153		2584	36	13	42	
<b>Worksurface Cabinet</b> with 4 adjustable shelf 	<b>FT H181357S</b>	1945		2334	18	13	57	
	<b>FT H301357S</b>	2084		2500	30	13	57	
	<b>FT H361357S</b>	2223		2667	36	13	57	
<b>Worksurface Cabinet</b> double door with mirror & coat rod 	<b>FT H301342C</b>	2145		2575	30	13	42	
	<b>FT H361342C</b>	2256		2708	36	13	42	
	<b>FT H301357C</b>	2367		2841	30	13	57	
	<b>FT H361357C</b>	2478		2974	36	13	57	

Notes

**STANDARD FINISHES**

For a complete list of standard wood finishes please refer to general information

**CODE DESCRIPTION**

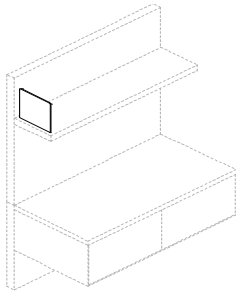
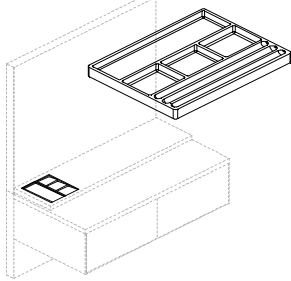
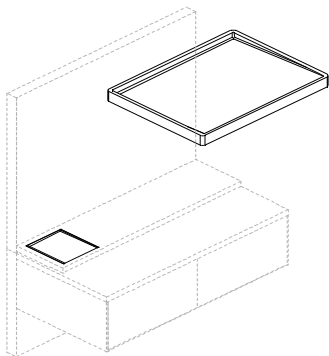
L left hinge  
R right hinge

All worksurface cabinet to be mounted on wall panels that are mounted to partition.

Effective Oct 1, 2018



# FLOAT

Description		Standard Veneer	Premium Metal Upcharge	Premium Veneer Upcharge	Width	Depth	Height	Knee Space
<b>Shelf bookend</b> 	<b>FT BKE</b>	314	376		10	0.25	10	
<b>Desk top accessories</b> White solid surface 	<b>FT CAS129 Utility</b>	1756			12.7	9.60	2	
	<b>* Black solid surface available.</b>							
<b>Desk top accessories</b> White solid surface 	<b>FT CAT129 Letter</b> <b>FT CAT150 Legal</b>	1591			12.7	9.60	2	
	<b>* Black solid surface available.</b>	1706			15.7	9.60	2	

**Notes**

Option:  
 Specify metalfinish: standard powder coated finish,  
 premium polished / brushed stainless steel.  
 premium polished / brushed stainless steel.