





| DESCRIPTION   | MODEL            | FABRIC GRADES | LIST PRICE | YARDAGE | SQUARE FEET | DIMENSIONS | INCHES | CENTIMETERS |
|---|------------------|---------------|------------|---------|-------------|------------|--------|-------------|
| <b>Ellsworth One Lounge Chair</b><br>Upholstered Back<br> | <b>MK TC300U</b> | COM           | 1657       | 5       | 90          | OW         | 33     | 84          |
|   |                  | COL           | 1823       |         |             | OD         | 30     | 77          |
|   |                  | G1            | 2020       |         |             | OH         | 28     | 70          |
|   |                  | G2            | 2340       |         |             | SH         | 17     | 42          |
|   |                  | G3            | 2480       |         |             | AH         | 25     | 63          |
|   |                  | G4            | 2580       |         |             | SD         | 22     | 56          |
|   |                  | G5            | 2740       |         |             | SW         | 23     | 59          |
|   |                  | L1            | 4842       |         |             |            |        |             |
| <b>Ellsworth One Love Seat</b><br>Upholstered Back<br>   | <b>MK TL400U</b> | COM           | 2088       | 6.5     | 117         | OW         | 56     | 142         |
|   |                  | COL           | 2297       |         |             | OD         | 30     | 77          |
|   |                  | G1            | 2567       |         |             | OH         | 28     | 70          |
|   |                  | G2            | 2994       |         |             | SH         | 17     | 42          |
|   |                  | G3            | 3181       |         |             | AH         | 25     | 63          |
|   |                  | G4            | 3314       |         |             | SD         | 22     | 56          |
|   |                  | G5            | 3527       |         |             | SW         | 46     | 117         |
|   |                  | L1            | 6321       |         |             |            |        |             |

**NOTE**

SPECIFY: Upholstery Wood / Lacquer Finish

Dimensions are in inches and are approximate.  
 Contact Customer Service if dimensions are critical.  
[www.deccacontract.com](http://www.deccacontract.com)

For complete list of finish options and codes, see page 5 & 6 of price list or go to [www.deccacontract.com](http://www.deccacontract.com)



| DESCRIPTION  | MODEL     | FABRIC GRADES | LIST PRICE | YARDAGE | SQUARE FEET | DIMENSIONS | INCHES | CENTIMETERS |
|--|-----------|---------------|------------|---------|-------------|------------|--------|-------------|
| <b>Ellsworth One Lounge Chair</b><br>Wood Back<br> | MK TC300V | COM           | 2506       | 3.5     | 63          | OW         | 33     | 84          |
|  |           | COL           | 2756       |         |             | OD         | 30     | 77          |
|  |           | G1            | 2784       |         |             | OH         | 28     | 70          |
|  |           | G2            | 3033       |         |             | SH         | 17     | 42          |
|  |           | G3            | 3141       |         |             | AH         | 25     | 63          |
|  |           | G4            | 3219       |         |             | SD         | 22     | 56          |
|  |           | G5            | 3344       |         |             | SW         | 23     | 59          |
|  |           | L1            | 5068       |         |             |            |        |             |
| <b>Ellsworth One Love Seat</b><br>Wood Back<br>   | MK TL400V | COM           | 2880       | 4       | 72          | OW         | 56     | 142         |
|  |           | COL           | 3168       |         |             | OD         | 30     | 77          |
|  |           | G1            | 3200       |         |             | OH         | 28     | 70          |
|  |           | G2            | 3484       |         |             | SH         | 17     | 42          |
|  |           | G3            | 3609       |         |             | AH         | 25     | 63          |
|  |           | G4            | 3698       |         |             | SD         | 22     | 56          |
|  |           | G5            | 3840       |         |             | SW         | 46     | 117         |
|  |           | L1            | 5811       |         |             |            |        |             |

**NOTE**

SPECIFY: Upholstery Wood / Lacquer Finish

Dimensions are in inches and are approximate.  
 Contact Customer Service if dimensions are critical.  
[www.deccacontract.com](http://www.deccacontract.com)

For complete list of finish options and codes, see page 5 & 6 of price list or go to [www.deccacontract.com](http://www.deccacontract.com)



| DESCRIPTION   | MODEL            | FABRIC GRADES | LIST PRICE | YARDAGE | SQUARE FEET | DIMENSIONS | INCHES | CENTIMETERS |
|---|------------------|---------------|------------|---------|-------------|------------|--------|-------------|
| <b>Ellsworth Two Lounge Chair</b><br>Upholstered Back<br> | <b>MK TC305U</b> | COM           | 1821       | 5.5     | 99          | OW         | 35     | 90          |
|   |                  | COL           | 2003       |         |             | OD         | 34     | 86          |
|   |                  | G1            | 2263       |         |             | OH         | 26     | 66          |
|   |                  | G2            | 2655       |         |             | SH         | 15     | 38          |
|   |                  | G3            | 2826       |         |             | AH         | 23     | 58          |
|   |                  | G4            | 2948       |         |             | SD         | 24     | 61          |
|   |                  | G5            | 3143       |         |             | SW         | 24     | 61          |
|   |                  | L1            | 5697       |         |             |            |        |             |
| <b>Ellsworth Two Sofa</b><br>Upholstered Back<br>        | <b>MK TS505U</b> | COM           | 2638       | 8.5     | 153         | OW         | 86     | 218         |
|   |                  | COL           | 2902       |         |             | OD         | 34     | 86          |
|   |                  | G1            | 3319       |         |             | OH         | 26     | 66          |
|   |                  | G2            | 3924       |         |             | SH         | 15     | 38          |
|   |                  | G3            | 4188       |         |             | AH         | 23     | 58          |
|   |                  | G4            | 4377       |         |             | SD         | 24     | 61          |
|   |                  | G5            | 4679       |         |             | SW         | 76     | 194         |
|   |                  | L1            | 8613       |         |             |            |        |             |

**NOTE**

SPECIFY: Upholstery Wood / Lacquer Finish

Dimensions are in inches and are approximate.  
 Contact Customer Service if dimensions are critical.  
[www.deccacontract.com](http://www.deccacontract.com)

For complete list of finish options and codes, see page 5 & 6 of price list or go to [www.deccacontract.com](http://www.deccacontract.com)

| DESCRIPTION  | MODEL            | FABRIC GRADES | LIST PRICE | YARDAGE | SQUARE FEET | DIMENSIONS | INCHES | CENTIMETERS |
|--|------------------|---------------|------------|---------|-------------|------------|--------|-------------|
| <b>Ellsworth Two Lounge Chair</b><br>Wood Back<br> | <b>MK TC305V</b> | COM           | 2753       | 4.5     | 81          | OW         | 35     | 90          |
|  |                  | COL           | 3028       |         |             | OD         | 34     | 86          |
|  |                  | G1            | 3112       |         |             | OH         | 26     | 66          |
|  |                  | G2            | 3432       |         |             | SH         | 15     | 38          |
|  |                  | G3            | 3572       |         |             | AH         | 23     | 58          |
|  |                  | G4            | 3672       |         |             | SD         | 24     | 61          |
|  |                  | G5            | 3832       |         |             | SW         | 24     | 61          |
| L1   | 6014             |               |            |         |             |            |        |             |
| <hr/>  |                  |               |            |         |             |            |        |             |
| <b>Ellsworth Two Sofa</b><br>Wood Back<br>        | <b>MK TS505V</b> | COM           | 3438       | 7.5     | 135         | OW         | 86     | 218         |
|  |                  | COL           | 3781       |         |             | OD         | 34     | 86          |
|  |                  | G1            | 4035       |         |             | OH         | 26     | 66          |
|  |                  | G2            | 4569       |         |             | SH         | 15     | 38          |
|  |                  | G3            | 4802       |         |             | AH         | 23     | 58          |
|  |                  | G4            | 4969       |         |             | SD         | 24     | 61          |
|  |                  | G5            | 5235       |         |             | SW         | 76     | 194         |
| L1   | 8788             |               |            |         |             |            |        |             |

**NOTE**

SPECIFY: Upholstery Wood / Lacquer Finish

Dimensions are in inches and are approximate.  
 Contact Customer Service if dimensions are critical.  
[www.deccacontract.com](http://www.deccacontract.com)

For complete list of finish options and codes, see page 5 & 6 of price list or go to [www.deccacontract.com](http://www.deccacontract.com)

| DESCRIPTION   | MODEL        | FABRIC GRADES | LIST PRICE | YARDAGE | SQUARE FEET | DIMENSIONS | INCHES | CENTIMETERS |
|---|--------------|---------------|------------|---------|-------------|------------|--------|-------------|
| <b>Ellsworth Two Lounge Chair &amp; Sofa</b><br>Accent Pillow | <b>P1515</b> | COM           | 93         | 0.5     | 9           | OW         | 15     | 38          |
|   |              | COL           | 103        |         |             | OD         | 2.5    | 6           |
|   |              | G1            | 135        |         |             | OH         | 15     | 38          |
|   |              | G2            | 173        |         |             |            |        |             |
|   |              | G3            | 189        |         |             |            |        |             |
|   |              | G4            | 201        |         |             |            |        |             |
|   |              | G5            | 219        |         |             |            |        |             |
| L1  | 460          |               |            |         |             |            |        |             |



|  |              |     |     |     |      |    |     |    |
|--|--------------|-----|-----|-----|------|----|-----|----|
| <b>Ellsworth Two Sofa</b><br>Accent Pillow | <b>P1818</b> | COM | 103 | 0.7 | 12.6 | OW | 18  | 46 |
|  |              | COL | 113 |     |      | OD | 2.5 | 6  |
|  |              | G1  | 166 |     |      | OH | 18  | 46 |
|  |              | G2  | 222 |     |      |    |     |    |
|  |              | G3  | 246 |     |      |    |     |    |
|  |              | G4  | 264 |     |      |    |     |    |
|  |              | G5  | 292 |     |      |    |     |    |
| L1   | 648          |     |     |     |      |    |     |    |



|  |              |     |     |     |      |    |     |    |
|--|--------------|-----|-----|-----|------|----|-----|----|
| <b>Ellsworth Two Sofa</b><br>Accent Pillow | <b>P1218</b> | COM | 98  | 0.7 | 12.6 | OW | 18  | 46 |
|  |              | COL | 108 |     |      | OD | 2.5 | 6  |
|  |              | G1  | 140 |     |      | OH | 12  | 30 |
|  |              | G2  | 177 |     |      |    |     |    |
|  |              | G3  | 194 |     |      |    |     |    |
|  |              | G4  | 205 |     |      |    |     |    |
|  |              | G5  | 224 |     |      |    |     |    |
| L1   | 465          |     |     |     |      |    |     |    |





**NOTE**

SPECIFY:  
Upholstery

Dimensions are in inches and are approximate.  
Contact Customer Service if dimensions are critical.  
[www.deccacontract.com](http://www.deccacontract.com)

For complete list of finish options and codes, see page 5 & 6 of price list or go to [www.deccacontract.com](http://www.deccacontract.com)


| DESCRIPTION   | MODEL           | FABRIC GRADES | LIST PRICE | YARDAGE | SQUARE FEET | DIMENSIONS | INCHES | CENTIMETERS |
|---|-----------------|---------------|------------|---------|-------------|------------|--------|-------------|
| <b>Ellsworth Round Lounge Chair</b><br>Black Glides<br><br>       | <b>MK LC305</b> | COM           | 1804       | 4.5     | 81          | OW         | 30     | 77          |
|   |                 | COL           | 1984       |         |             | OD         | 29     | 74          |
|   |                 | G1            | 2123       |         |             | OH         | 29     | 73          |
|   |                 | G2            | 2408       |         |             | SH         | 16     | 41          |
|   |                 | G3            | 2532       |         |             | AH         | 26     | 67          |
|   |                 | G4            | 2621       |         |             | SD         | 20.5   | 52          |
|   |                 | G5            | 3195       |         |             | SW         | 22     | 56          |
|   |                 | L1            | 4656       |         |             |            |        |             |
| <b>Ellsworth Round Lounge Chair</b><br>Black Swivel Base<br><br> | <b>MK LC310</b> | COM           | 1833       | 4.5     | 81          | OW         | 30     | 77          |
|   |                 | COL           | 2016       |         |             | OD         | 29     | 74          |
|   |                 | G1            | 2152       |         |             | OH         | 29     | 73          |
|   |                 | G2            | 2437       |         |             | SH         | 16     | 41          |
|   |                 | G3            | 2561       |         |             | AH         | 26     | 67          |
|   |                 | G4            | 2650       |         |             | SD         | 20.5   | 52          |
|   |                 | G5            | 3218       |         |             | SW         | 22     | 56          |
|   |                 | L1            | 4687       |         |             |            |        |             |


**NOTE**


SPECIFY: Upholstery

Dimensions are in inches and are approximate.  
 Contact Customer Service if dimensions are critical.  
[www.deccacontract.com](http://www.deccacontract.com)

For complete list of finish options and codes, see page 5 & 6 of price list or go to [www.deccacontract.com](http://www.deccacontract.com)

| DESCRIPTION   | MODEL    | FABRIC GRADES | POWDER COATED | BRUSHED STAINLESS STEEL | POLISHED STAINLESS STEEL | YARDAGE | SQUARE FEET | DIMENSIONS | INCHES | CENTIMETERS |
|---|----------|---------------|---------------|-------------------------|--------------------------|---------|-------------|------------|--------|-------------|
| <b>Ellsworth Stool</b><br>Metal Base<br> | MK BE100 | COM           | 1102          | 1157                    | 1267                     | 1.6     | 28.8        | OW         | 18.5   | 47          |
|   |          | COL           | 1212          | 1272                    | 1394                     |         |             | OD         | 18.5   | 47          |
|   |          | G1            | 1223          | 1278                    | 1388                     |         |             | OH         | 17     | 43          |
|   |          | G2            | 1330          | 1385                    | 1495                     |         |             |            |        |             |
|   |          | G3            | 1377          | 1432                    | 1542                     |         |             |            |        |             |
|   |          | G4            | 1410          | 1465                    | 1575                     |         |             |            |        |             |
|   |          | G5            | 1463          | 1518                    | 1628                     |         |             |            |        |             |
| L1  | 2204     | 2265          | 2386          |                         |                          |         |             |            |        |             |

|   |          |      |      |      |      |   |    |    |      |     |
|---|----------|------|------|------|------|---|----|----|------|-----|
| <b>Ellsworth Bench</b><br>Metal Base<br> | MK BE115 | COM  | 1901 | 1996 | 2186 | 5 | 81 | OW | 55.5 | 141 |
|   |          | COL  | 2091 | 2196 | 2405 |   |    | OD | 18.5 | 47  |
|   |          | G1   | 2263 | 2358 | 2548 |   |    | OH | 17   | 43  |
|   |          | G2   | 2583 | 2678 | 2868 |   |    |    |      |     |
|   |          | G3   | 2723 | 2818 | 3008 |   |    |    |      |     |
|   |          | G4   | 2823 | 2918 | 3108 |   |    |    |      |     |
|   |          | G5   | 2983 | 3078 | 3268 |   |    |    |      |     |
| L1  | 5102     | 5207 | 5416 |      |      |   |    |    |      |     |



|  |          |      |      |      |      |   |     |    |      |     |
|--|----------|------|------|------|------|---|-----|----|------|-----|
| <b>Ellsworth Bench</b><br>Metal Base<br> | MK BE105 | COM  | 2088 | 2193 | 2402 | 6 | 108 | OW | 67.5 | 171 |
|  |          | COL  | 2297 | 2412 | 2642 |   |     | OD | 18.5 | 47  |
|  |          | G1   | 2567 | 2672 | 2881 |   |     | OH | 17   | 43  |
|  |          | G2   | 2994 | 3098 | 3307 |   |     |    |      |     |
|  |          | G3   | 3181 | 3285 | 3494 |   |     |    |      |     |
|  |          | G4   | 3314 | 3418 | 3627 |   |     |    |      |     |
|  |          | G5   | 3527 | 3632 | 3841 |   |     |    |      |     |
| L1   | 6321     | 6436 | 6665 |      |      |   |     |    |      |     |



**NOTE**

SPECIFY: Metal Finish Upholstery

Dimensions are in inches and are approximate.  
Contact Customer Service if dimensions are critical.  
[www.deccacontract.com](http://www.deccacontract.com)

For complete list of finish options and codes, see page 5 & 6 of price list or go to [www.deccacontract.com](http://www.deccacontract.com)

| DESCRIPTION   | MODEL           | FABRIC GRADES | POWDER COATED | BRUSHED STAINLESS STEEL | POLISHED STAINLESS STEEL | YARDAGE    | SQUARE FEET | DIMENSIONS | INCHES    | CENTIMETERS |
|---|-----------------|---------------|---------------|-------------------------|--------------------------|------------|-------------|------------|-----------|-------------|
| <b>Ellsworth Ottoman</b>  | <b>MK BE110</b> | <b>COM</b>    | <b>2307</b>   | <b>2422</b>             | <b>2653</b>              | <b>1.5</b> | <b>27</b>   | <b>OW</b>  | <b>42</b> | <b>107</b>  |
| Inset Wood Top  |                 | <b>COL</b>    | <b>2538</b>   | <b>2664</b>             | <b>2918</b>              |            |             | <b>OD</b>  | <b>42</b> | <b>107</b>  |
| Metal Base  |                 | <b>G1</b>     | <b>2427</b>   | <b>2542</b>             | <b>2773</b>              |            |             | <b>OH</b>  | <b>14</b> | <b>36</b>   |
|  |                 | <b>G2</b>     | <b>2533</b>   | <b>2649</b>             | <b>2879</b>              |            |             |            |           |             |
|  |                 | <b>G3</b>     | <b>2580</b>   | <b>2695</b>             | <b>2926</b>              |            |             |            |           |             |
|   |                 | <b>G4</b>     | <b>2613</b>   | <b>2729</b>             | <b>2959</b>              |            |             |            |           |             |
|   |                 | <b>G5</b>     | <b>2667</b>   | <b>2782</b>             | <b>3013</b>              |            |             |            |           |             |
|   |                 | <b>L1</b>     | <b>3496</b>   | <b>3623</b>             | <b>3877</b>              |            |             |            |           |             |

|   |                 |            |             |             |             |             |           |           |           |            |
|---|-----------------|------------|-------------|-------------|-------------|-------------|-----------|-----------|-----------|------------|
| <b>Ellsworth Ottoman</b>  | <b>MK BE120</b> | <b>COM</b> | <b>2422</b> | <b>2543</b> | <b>2785</b> | <b>2.00</b> | <b>36</b> | <b>OW</b> | <b>48</b> | <b>122</b> |
| Inset Wood Top  |                 | <b>COL</b> | <b>2664</b> | <b>2797</b> | <b>3064</b> |             |           | <b>OD</b> | <b>48</b> | <b>122</b> |
| Metal Base  |                 | <b>G1</b>  | <b>2582</b> | <b>2704</b> | <b>2946</b> |             |           | <b>OH</b> | <b>14</b> | <b>36</b>  |
|   |                 | <b>G2</b>  | <b>2725</b> | <b>2846</b> | <b>3088</b> |             |           |           |           |            |
|  |                 | <b>G3</b>  | <b>2787</b> | <b>2908</b> | <b>3150</b> |             |           |           |           |            |
|   |                 | <b>G4</b>  | <b>2831</b> | <b>2952</b> | <b>3195</b> |             |           |           |           |            |
|   |                 | <b>G5</b>  | <b>2902</b> | <b>3024</b> | <b>3266</b> |             |           |           |           |            |
|   |                 | <b>L1</b>  | <b>3960</b> | <b>4093</b> | <b>4360</b> |             |           |           |           |            |


**NOTE**


SPECIFY: Wood / Lacquer Finish Metal Finish Upholstery

Dimensions are in inches and are approximate.  
Contact Customer Service if dimensions are critical.  
[www.deccacontract.com](http://www.deccacontract.com)

For complete list of finish options and codes, see page 5 & 6 of price list or go to [www.deccacontract.com](http://www.deccacontract.com)



| DESCRIPTION  | MODEL           | FABRIC GRADES | POWDER COATED | BRUSHED STAINLESS STEEL | POLISHED STAINLESS STEEL | YARDAGE    | SQUARE FEET | DIMENSIONS | INCHES    | CENTIMETERS |
|--|-----------------|---------------|---------------|-------------------------|--------------------------|------------|-------------|------------|-----------|-------------|
| <b>Ellsworth Ottoman</b><br>Upholstered<br>Metal Base<br> | <b>MK BE125</b> | <b>COM</b>    | <b>2057</b>   | <b>2160</b>             | <b>2366</b>              | <b>3.5</b> | <b>63</b>   | <b>OW</b>  | <b>42</b> | <b>107</b>  |
|  |                 | <b>COL</b>    | <b>2263</b>   | <b>2376</b>             | <b>2602</b>              |            |             | <b>OD</b>  | <b>42</b> | <b>107</b>  |
|  |                 | <b>G1</b>     | <b>2256</b>   | <b>2359</b>             | <b>2565</b>              |            |             | <b>OH</b>  | <b>14</b> | <b>36</b>   |
|  |                 | <b>G2</b>     | <b>2434</b>   | <b>2537</b>             | <b>2742</b>              |            |             |            |           |             |
|  |                 | <b>G3</b>     | <b>2512</b>   | <b>2615</b>             | <b>2820</b>              |            |             |            |           |             |
|  |                 | <b>G4</b>     | <b>2567</b>   | <b>2670</b>             | <b>2876</b>              |            |             |            |           |             |
|  |                 | <b>G5</b>     | <b>2656</b>   | <b>2759</b>             | <b>2965</b>              |            |             |            |           |             |
|  |                 | <b>L1</b>     | <b>3907</b>   | <b>4020</b>             | <b>4247</b>              |            |             |            |           |             |





|   |                 |            |             |             |             |          |           |           |           |            |
|---|-----------------|------------|-------------|-------------|-------------|----------|-----------|-----------|-----------|------------|
| <b>Ellsworth Ottoman</b><br>Upholstered<br>Metal Base<br> | <b>MK BE130</b> | <b>COM</b> | <b>2172</b> | <b>2281</b> | <b>2498</b> | <b>5</b> | <b>90</b> | <b>OW</b> | <b>48</b> | <b>122</b> |
|   |                 | <b>COL</b> | <b>2389</b> | <b>2509</b> | <b>2748</b> |          |           | <b>OD</b> | <b>48</b> | <b>122</b> |
|   |                 | <b>G1</b>  | <b>2412</b> | <b>2520</b> | <b>2738</b> |          |           | <b>OH</b> | <b>14</b> | <b>36</b>  |
|   |                 | <b>G2</b>  | <b>2625</b> | <b>2734</b> | <b>2951</b> |          |           |           |           |            |
|   |                 | <b>G3</b>  | <b>2719</b> | <b>2827</b> | <b>3044</b> |          |           |           |           |            |
|   |                 | <b>G4</b>  | <b>2785</b> | <b>2894</b> | <b>3111</b> |          |           |           |           |            |
|   |                 | <b>G5</b>  | <b>2892</b> | <b>3000</b> | <b>3218</b> |          |           |           |           |            |
|   |                 | <b>L1</b>  | <b>4371</b> | <b>4491</b> | <b>4730</b> |          |           |           |           |            |

**NOTE**

SPECIFY: Metal Finish Upholstery

Dimensions are in inches and are approximate.  
Contact Customer Service if dimensions are critical.  
[www.deccacontract.com](http://www.deccacontract.com)

For complete list of finish options and codes, see page 5 & 6 of price list or go to [www.deccacontract.com](http://www.deccacontract.com)



| DESCRIPTION   | MODEL              | POWDER<br>COATED | BRUSHED<br>STAINLESS<br>STEEL | POLISHED<br>STAINLESS<br>STEEL |                         | DIMENSIONS | INCHES    | CENTIMETERS |
|---|--------------------|------------------|-------------------------------|--------------------------------|-------------------------|------------|-----------|-------------|
| <b>Ellsworth Coffee Table</b><br>Metal Base<br><br>     | <b>MK CT100</b>    | <b>2166</b>      | <b>2275</b>                   | <b>2491</b>                    | Wood Top                | <b>OW</b>  | <b>42</b> | <b>107</b>  |
|   |                    |                  |                               |                                |                         | <b>OD</b>  | <b>42</b> | <b>107</b>  |
|   | <b>MK CT100P</b>   | <b>2083</b>      | <b>2187</b>                   | <b>2395</b>                    | Lacquer Top             | <b>OH</b>  | <b>14</b> | <b>36</b>   |
|   | <b>MK CT100SSF</b> | <b>2483</b>      | <b>2607</b>                   | <b>2855</b>                    | Solid SurfaceTop        |            |           |             |
|   | <b>MK CT100CAS</b> | <b>3087</b>      | <b>3242</b>                   | <b>3551</b>                    | Carerra Stone Top       |            |           |             |
|   | <b>MK CT100EMS</b> | <b>3230</b>      | <b>3391</b>                   | <b>3714</b>                    | Emperador Stone Top     |            |           |             |
|   | <b>MK CT100NMS</b> | <b>3070</b>      | <b>3223</b>                   | <b>3530</b>                    | Nero Marquina Stone Top |            |           |             |
| <hr/>   |                    |                  |                               |                                |                         |            |           |             |
| <b>Ellsworth Coffee Table</b><br>Metal Base<br><br> | <b>MK CT110</b>    | <b>2238</b>      | <b>2350</b>                   | <b>2574</b>                    | Wood Top                | <b>OW</b>  | <b>48</b> | <b>122</b>  |
|   |                    |                  |                               |                                |                         | <b>OD</b>  | <b>48</b> | <b>122</b>  |
|   | <b>MK CT110P</b>   | <b>2151</b>      | <b>2258</b>                   | <b>2474</b>                    | Lacquer Top             | <b>OH</b>  | <b>14</b> | <b>36</b>   |
|   | <b>MK CT110SSF</b> | <b>2569</b>      | <b>2697</b>                   | <b>2954</b>                    | Solid SurfaceTop        |            |           |             |
|   | <b>MK CT110CAS</b> | <b>3191</b>      | <b>3350</b>                   | <b>3670</b>                    | Carerra Stone Top       |            |           |             |
|   | <b>MK CT110EMS</b> | <b>3338</b>      | <b>3504</b>                   | <b>3838</b>                    | Emperador Stone Top     |            |           |             |
|   | <b>MK CT110NMS</b> | <b>3173</b>      | <b>3332</b>                   | <b>3649</b>                    | Nero Marquina Stone Top |            |           |             |



**NOTE**

SPECIFY: Metal Finish Wood / Lacquer Finish

Dimensions are in inches and are approximate.  
 Contact Customer Service if dimensions are critical.  
[www.deccacontract.com](http://www.deccacontract.com)

For complete list of finish options and codes, see page 5 & 6 of price list or go to [www.deccacontract.com](http://www.deccacontract.com)

| DESCRIPTION   | MODEL              | POWDER<br>COATED | BRUSHED<br>STAINLESS<br>STEEL | POLISHED<br>STAINLESS<br>STEEL |                         | DIMENSIONS | INCHES    | CENTIMETERS |
|---|--------------------|------------------|-------------------------------|--------------------------------|-------------------------|------------|-----------|-------------|
| <b>Ellsworth Coffee Table</b><br>Metal Base<br><br> | <b>MK CT105</b>    | <b>1628</b>      | <b>1710</b>                   | <b>1872</b>                    | Wood Top                | <b>OW</b>  | <b>42</b> | <b>107</b>  |
|   |                    |                  |                               |                                |                         | <b>OD</b>  | <b>19</b> | <b>48</b>   |
|   | <b>MK CT105P</b>   | <b>1561</b>      | <b>1639</b>                   | <b>1795</b>                    | Lacquer Top             | <b>OH</b>  | <b>14</b> | <b>36</b>   |
|   | <b>MK CT105SSF</b> | <b>1868</b>      | <b>1961</b>                   | <b>2148</b>                    | Solid SurfaceTop        |            |           |             |
|   | <b>MK CT105CAS</b> | <b>2321</b>      | <b>2437</b>                   | <b>2669</b>                    | Carerra Stone Top       |            |           |             |
|   | <b>MK CT105EMS</b> | <b>2428</b>      | <b>2549</b>                   | <b>2792</b>                    | Emperador Stone Top     |            |           |             |
|   | <b>MK CT105NMS</b> | <b>2308</b>      | <b>2423</b>                   | <b>2654</b>                    | Nero Marquina Stone Top |            |           |             |





|   |                    |             |             |             |                         |           |           |            |
|---|--------------------|-------------|-------------|-------------|-------------------------|-----------|-----------|------------|
| <b>Ellsworth Coffee Table</b><br>Metal Base<br><br> | <b>MK CT120</b>    | <b>1700</b> | <b>1785</b> | <b>1955</b> | Wood Top                | <b>OW</b> | <b>48</b> | <b>122</b> |
|   |                    |             |             |             |                         | <b>OD</b> | <b>22</b> | <b>56</b>  |
|   | <b>MK CT120P</b>   | <b>1633</b> | <b>1715</b> | <b>1878</b> | Lacquer Top             | <b>OH</b> | <b>14</b> | <b>36</b>  |
|   | <b>MK CT120SSF</b> | <b>1949</b> | <b>2046</b> | <b>2241</b> | Solid SurfaceTop        |           |           |            |
|   | <b>MK CT120CAS</b> | <b>2420</b> | <b>2541</b> | <b>2783</b> | Carerra Stone Top       |           |           |            |
|   | <b>MK CT120EMS</b> | <b>2535</b> | <b>2662</b> | <b>2916</b> | Emperador Stone Top     |           |           |            |
|   | <b>MK CT120NMS</b> | <b>2407</b> | <b>2527</b> | <b>2768</b> | Nero Marquina Stone Top |           |           |            |

**NOTE**

SPECIFY: Metal Finish Wood / Lacquer Finish

Dimensions are in inches and are approximate.  
 Contact Customer Service if dimensions are critical.  
[www.deccacontract.com](http://www.deccacontract.com)

For complete list of finish options and codes, see page 5 & 6 of price list or go to [www.deccacontract.com](http://www.deccacontract.com)







| DESCRIPTION   | MODEL              | POWDER<br>COATED | BRUSHED<br>STAINLESS<br>STEEL | POLISHED<br>STAINLESS<br>STEEL |                         | DIMENSIONS | INCHES    | CENTIMETERS |
|---|--------------------|------------------|-------------------------------|--------------------------------|-------------------------|------------|-----------|-------------|
| <b>Ellsworth Side Table</b><br>Metal Base<br><br>     | <b>MK ST100</b>    | <b>1415</b>      | <b>1486</b>                   | <b>1628</b>                    | Wood Top                | <b>OW</b>  | <b>19</b> | <b>48</b>   |
|   |                    |                  |                               |                                |                         | <b>OD</b>  | <b>19</b> | <b>48</b>   |
|   | <b>MK ST100P</b>   | <b>1363</b>      | <b>1431</b>                   | <b>1567</b>                    | Lacquer Top             | <b>OH</b>  | <b>20</b> | <b>51</b>   |
|   | <b>MK ST100SSF</b> | <b>1620</b>      | <b>1701</b>                   | <b>1864</b>                    | Solid SurfaceTop        |            |           |             |
|   | <b>MK ST100CAS</b> | <b>2016</b>      | <b>2117</b>                   | <b>2318</b>                    | Carerra Stone Top       |            |           |             |
|   | <b>MK ST100EMS</b> | <b>2109</b>      | <b>2215</b>                   | <b>2426</b>                    | Emperador Stone Top     |            |           |             |
|   | <b>MK ST100NMS</b> | <b>2003</b>      | <b>2103</b>                   | <b>2303</b>                    | Nero Marquina Stone Top |            |           |             |
| <hr/>   |                    |                  |                               |                                |                         |            |           |             |
| <b>Ellsworth Side Table</b><br>Metal Base<br><br> | <b>MK ST110</b>    | <b>1482</b>      | <b>1556</b>                   | <b>1704</b>                    | Wood Top                | <b>OW</b>  | <b>21</b> | <b>53</b>   |
|   |                    |                  |                               |                                |                         | <b>OD</b>  | <b>21</b> | <b>53</b>   |
|   | <b>MK ST110P</b>   | <b>1423</b>      | <b>1494</b>                   | <b>1636</b>                    | Lacquer Top             | <b>OH</b>  | <b>18</b> | <b>46</b>   |
|   | <b>MK ST110SSF</b> | <b>1698</b>      | <b>1783</b>                   | <b>1953</b>                    | Solid SurfaceTop        |            |           |             |
|   | <b>MK ST110CAS</b> | <b>2107</b>      | <b>2213</b>                   | <b>2423</b>                    | Carerra Stone Top       |            |           |             |
|   | <b>MK ST110EMS</b> | <b>2209</b>      | <b>2320</b>                   | <b>2541</b>                    | Emperador Stone Top     |            |           |             |
|   | <b>MK ST110NMS</b> | <b>2098</b>      | <b>2203</b>                   | <b>2413</b>                    | Nero Marquina Stone Top |            |           |             |

**NOTE**

SPECIFY: Metal Finish Wood / Lacquer Finish

Dimensions are in inches and are approximate.  
 Contact Customer Service if dimensions are critical.  
[www.deccacontract.com](http://www.deccacontract.com)

For complete list of finish options and codes, see page 5 & 6 of price list or go to [www.deccacontract.com](http://www.deccacontract.com)

| DESCRIPTION   | MODEL              | POWDER<br>COATED | BRUSHED<br>STAINLESS<br>STEEL | POLISHED<br>STAINLESS<br>STEEL |                         | DIMENSIONS |             |           |  |
|---|--------------------|------------------|-------------------------------|--------------------------------|-------------------------|------------|-------------|-----------|--|
|   |                    |                  |                               |                                |                         | INCHES     | CENTIMETERS |           |  |
| <b>Ellsworth Nesting Work Table</b><br>Metal Base<br><br>     | <b>MK ST120</b>    | <b>1923</b>      | <b>2020</b>                   | <b>2212</b>                    | Wood Top                | <b>OW</b>  | <b>19</b>   | <b>48</b> |  |
|   |                    |                  |                               |                                |                         | <b>OD</b>  | <b>19</b>   | <b>48</b> |  |
|   | <b>MK ST120P</b>   | <b>1895</b>      | <b>1990</b>                   | <b>2179</b>                    | Lacquer Top             | <b>OH</b>  | <b>20</b>   | <b>51</b> |  |
|   | <b>MK ST120SSF</b> | <b>2171</b>      | <b>2279</b>                   | <b>2496</b>                    | Solid SurfaceTop        |            |             |           |  |
|   | <b>MK ST120CAS</b> | <b>2491</b>      | <b>2615</b>                   | <b>2864</b>                    | Carerra Stone Top       |            |             |           |  |
|   | <b>MK ST120EMS</b> | <b>2682</b>      | <b>2816</b>                   | <b>3084</b>                    | Emperador Stone Top     |            |             |           |  |
|   | <b>MK ST120NMS</b> | <b>2571</b>      | <b>2699</b>                   | <b>2956</b>                    | Nero Marquina Stone Top |            |             |           |  |
| <hr/>   |                    |                  |                               |                                |                         |            |             |           |  |
| <b>Ellsworth Nesting Work Table</b><br>Metal Base<br><br> | <b>MK ST125</b>    | <b>1952</b>      | <b>2050</b>                   | <b>2245</b>                    | Wood Top                | <b>OW</b>  | <b>19</b>   | <b>48</b> |  |
|   |                    |                  |                               |                                |                         | <b>OD</b>  | <b>19</b>   | <b>48</b> |  |
|   | <b>MK ST125P</b>   | <b>1917</b>      | <b>2013</b>                   | <b>2205</b>                    | Lacquer Top             | <b>OH</b>  | <b>25</b>   | <b>64</b> |  |
|   | <b>MK ST125SSF</b> | <b>2193</b>      | <b>2302</b>                   | <b>2522</b>                    | Solid SurfaceTop        |            |             |           |  |
|   | <b>MK ST125CAS</b> | <b>2513</b>      | <b>2638</b>                   | <b>2890</b>                    | Carerra Stone Top       |            |             |           |  |
|   | <b>MK ST125EMS</b> | <b>2704</b>      | <b>2839</b>                   | <b>3109</b>                    | Emperador Stone Top     |            |             |           |  |
|   | <b>MK ST125NMS</b> | <b>2593</b>      | <b>2722</b>                   | <b>2982</b>                    | Nero Marquina Stone Top |            |             |           |  |
| <hr/>   |                    |                  |                               |                                |                         |            |             |           |  |
| <b>Ellsworth Nesting Work Table</b><br>Metal Base<br><br> | <b>MK ST105</b>    | <b>2022</b>      | <b>2123</b>                   | <b>2325</b>                    | Wood Top                | <b>OW</b>  | <b>28.5</b> | <b>72</b> |  |
|   |                    |                  |                               |                                |                         | <b>OD</b>  | <b>19</b>   | <b>48</b> |  |
|   | <b>MK ST105P</b>   | <b>1939</b>      | <b>2036</b>                   | <b>2230</b>                    | Lacquer Top             | <b>OH</b>  | <b>25</b>   | <b>64</b> |  |
|   | <b>MK ST105SSF</b> | <b>2313</b>      | <b>2428</b>                   | <b>2660</b>                    | Solid SurfaceTop        |            |             |           |  |
|   | <b>MK ST105CAS</b> | <b>2877</b>      | <b>3021</b>                   | <b>3309</b>                    | Carerra Stone Top       |            |             |           |  |
|   | <b>MK ST105EMS</b> | <b>3011</b>      | <b>3161</b>                   | <b>3462</b>                    | Emperador Stone Top     |            |             |           |  |
|   | <b>MK ST105NMS</b> | <b>2859</b>      | <b>3002</b>                   | <b>3288</b>                    | Nero Marquina Stone Top |            |             |           |  |

**NOTE**

SPECIFY: Metal Finish Wood / Lacquer Finish

Dimensions are in inches and are approximate.  
 Contact Customer Service if dimensions are critical.  
[www.deccacontract.com](http://www.deccacontract.com)

For complete list of finish options and codes, see page 5 & 6 of price list or go to [www.deccacontract.com](http://www.deccacontract.com)