


Conference Table Tops

DESCRIPTION	MODEL	Pricing							Specifications					
		STANDARD VENEER	PREMIUM VENEER	GRADE ONE EDGE	GRADE TWO EDGE	INLAY	VENEER BORDER	VENEER LAYUP	WIDTH	DEPTH	SEAT	SECTION	WEIGHT	CUBIC FEET
<b>Square Tops</b>	DG SQ3636	2203	2644	110	220	330	441	881	36	36	4	1	52	3
	DG SQ4242	2463	2956	123	246	369	493	985	42	42	4	1	58	4
	DG SQ4848	2781	3337	139	278	417	556	1112	48	48	4	1	84	4
	DG SQ5454	3642	4371	182	364	546	728	1457	54	54	8	1	110	5
	DG SQ6060	4148	4977	207	415	622	830	1659	60	60	8	1	132	6
	DG SQ6666	4978	5974	249	498	747	996	1991	66	66	8	1	150	7
	DG SQ7272	5808	6970	290	581	871	1162	2323	72	72	8	1	170	8
	DG SQ7878	6639	7967	332	664	996	1328	2656	78	78	12	1	180	9


NOTES

STANDARD FINISHES

For a complete list of standard wood and metal finishes refer to page 5-6.

For SSF White on entire conference top, contact Customer Service.  
Effective Oct 1, 2018

Conference Table Tops

DESCRIPTION	MODEL	Pricing							Specifications					
		STANDARD VENEER	PREMIUM VENEER	GRADE ONE EDGE	GRADE TWO EDGE	INLAY	VENEER BORDER	VENEER LAYUP	WIDTH	DEPTH	SEAT	SECTION	WEIGHT	CUBIC FEET
<b>Rectangular Tops</b>	DG RE4836	2526	3031	126	253	379	505	1010	48	36	4	1	65	3
	DG RE6030	2923	3507	146	292	438	585	1169	60	30	6	1	68	4
	DG RE6036	2986	3583	149	299	448	597	1194	60	36	6	1	78	4
	DG RE7236	3254	3905	163	325	488	651	1302	72	36	6	1	100	5
	DG RE7836	3566	4279	178	357	535	713	1426	78	36	6	1	110	5
	DG RE7842	3877	4652	194	388	582	775	1551	78	42	6	1	120	6
	DG RE8442	4188	5025	209	419	628	838	1675	84	42	8	1	140	7
	DG RE9642	4583	5500	229	458	687	917	1833	96	42	8	1	180	8
	DG RE9648	5139	6167	257	514	771	1028	2056	96	48	10	1	210	10
	DG RE10242	5293	6352	265	529	794	1059	2117	102	42	10	1	215	10
	DG RE10248	5449	6539	272	545	817	1090	2180	102	48	10	1	215	10
	DG RE10842	5603	6724	280	560	840	1121	2241	108	42	10	1	220	10
	DG RE10848	5758	6909	288	576	864	1152	2303	108	48	10	1	220	10
	DG RE10854	5913	7095	296	591	887	1183	2365	108	54	10	1	220	11
	DG RE11448	6068	7281	303	607	910	1214	2427	114	48	10	1	230	11
	DG RE11454	6222	7466	311	622	933	1244	2489	114	54	10	1	230	11
	DG RE12048	6377	7652	319	638	957	1275	2551	120	48	10	1	240	11
	DG RE12054	6534	7841	327	653	980	1307	2614	120	54	10	1	265	12
	DG RE12060	6861	8234	343	686	1029	1372	2745	120	60	10	1	293	13

NOTES



STANDARD FINISHES

For a complete list of standard wood and metal finishes refer to page 5-6.

For SSF White on entire conference top, contact Customer Service.

Effective Oct 1, 2018

Conference Table Tops

DESCRIPTION	MODEL	Pricing							Specifications						
		STANDARD VENEER	PREMIUM VENEER	GRADE ONE EDGE	GRADE TWO EDGE	INLAY	VENEER BORDER	VENEER LAYUP	WIDTH	DEPTH	SEAT	SECTION	WEIGHT	CUBIC FEET	
<b>Rectangular Tops</b>	DG RE14454	7487	8985	374	749	1123	1497	2995	144	54	12	2	310	14	
	DG RE14460	7864	9436	393	786	1180	1573	3145	144	60	12	2	310	14	
	DG RE15654	8241	9890	412	824	1236	1648	3297	156	54	12	2	330	16	
	DG RE15660	8619	10342	431	862	1293	1724	3447	156	60	12	2	330	16	
	DG RE16854	8999	10798	450	900	1350	1800	3599	168	54	14	2	355	16	
	DG RE16860	9202	11043	460	920	1380	1840	3681	168	60	14	2	355	16	
	DG RE18054	9406	11287	470	941	1411	1881	3762	180	54	14	2	370	17	
	DG RE18060	9611	11533	481	961	1442	1922	3844	180	60	14	2	370	17	
	DG RE19254	9818	11781	491	982	1473	1964	3927	192	54	14	2	400	18	
	DG RE19260	10021	12025	501	1002	1503	2004	4008	192	60	14	2	400	18	
	DG RE20454	10324	12389	516	1032	1549	2065	4130	204	54	14	2	450	20	
	DG RE20460	10627	12752	531	1063	1594	2125	4251	204	60	14	2	450	20	
	DG RE21654	10928	13114	546	1093	1639	2186	4371	216	54	16	3	490	23	
	DG RE21660	11234	13481	562	1123	1685	2247	4494	216	60	16	3	490	23	
	DG RE22854	11408	13690	570	1141	1711	2282	4563	228	54	16	3	520	24	
	DG RE22860	11583	13900	579	1158	1737	2317	4633	228	60	16	3	520	24	
	DG RE24060	11758	14110	588	1176	1764	2352	4703	240	60	18	3	560	25	
	DG RE26460	13731	16477	687	1373	2060	2746	5492	264	60	20	3	630	28	
	DG RE28860	14990	17988	750	1499	2249	2998	5996	288	60	24	3	700	30	

NOTES


STANDARD FINISHES

For a complete list of standard wood and metal finishes refer to page 5-6.

For SSF White on entire conference top, contact Customer Service.

Effective Oct 1, 2018

Conference Table Tops

DESCRIPTION	MODEL	Pricing							Specifications					
		STANDARD VENEER	PREMIUM VENEER	GRADE ONE EDGE	GRADE TWO EDGE	INLAY	VENEER BORDER	VENEER LAYUP	WIDTH	DEPTH	SEAT	SECTION	WEIGHT	CUBIC FEET
<b>Racetrack Shaped Tops</b>	DG CA7236	4057	4868	203	406	608	811	1623	72	36	6	1	100	5
	DG CA7836	4148	4977	207	415	622	830	1659	78	36	6	1	120	6
	DG CA7842	4240	5088	212	424	636	848	1696	78	42	6	1	120	6
	DG CA8442	4330	5196	216	433	649	866	1732	84	42	8	1	140	7
	DG CA9642	4605	5525	230	460	691	921	1842	96	42	8	1	180	8
	DG CA9648	5488	6585	274	549	823	1098	2195	96	48	10	1	210	10
	DG CA10242	5551	6661	278	555	833	1110	2220	102	42	10	1	220	10
	DG CA10248	5615	6738	281	561	842	1123	2246	102	48	10	1	220	10
	DG CA10842	5678	6814	284	568	852	1136	2271	108	42	10	1	220	10
	DG CA10848	5741	6889	287	574	861	1148	2296	108	48	10	1	220	10
	DG CA10854	5804	6965	290	580	871	1161	2322	108	54	10	1	220	10
	DG CA11442	5868	7042	293	587	880	1174	2347	114	42	10	1	230	11
	DG CA11448	5931	7118	297	593	890	1186	2373	114	48	10	1	230	11
	DG CA11454	5994	7193	300	599	899	1199	2398	114	54	10	1	230	11
	DG CA12048	6057	7269	303	606	909	1211	2423	120	48	10	1	240	11
	DG CA12054	6834	8201	342	683	1025	1367	2734	120	54	10	1	265	12

NOTES



STANDARD FINISHES

For a complete list of standard wood and metal finishes refer to page 5-6.

For SSF White on entire conference top, contact Customer Service.

Effective Oct 1, 2018

Conference Table Tops

DESCRIPTION	MODEL	Pricing							Specifications						
		STANDARD VENEER	PREMIUM VENEER	GRADE ONE EDGE	GRADE TWO EDGE	INLAY	VENEER BORDER	VENEER LAYUP	WIDTH	DEPTH	SEAT	SECTION	WEIGHT	CUBIC FEET	
 <p>Racetrack Shaped Tops</p>	DG CA13248	7036	8443	352	704	1055	1407	2814	132	48	10	2	280	13	
	DG CA13254	7237	8684	362	724	1085	1447	2895	132	54	10	2	280	13	
	DG CA13260	7439	8927	372	744	1116	1488	2976	132	60	10	2	280	13	
	DG CA14454	7639	9167	382	764	1146	1528	3056	144	54	12	2	310	14	
	DG CA14460	8026	9631	401	803	1204	1605	3210	144	60	12	2	310	14	
	DG CA15654	8413	10096	421	841	1262	1683	3365	156	54	12	2	330	15	
	DG CA15660	8800	10560	440	880	1320	1760	3520	156	60	12	2	330	15	
	DG CA16854	9185	11022	459	919	1378	1837	3674	168	54	12	2	355	16	
	DG CA16860	9394	11273	470	939	1409	1879	3758	168	60	12	2	355	16	
	DG CA18054	9602	11522	480	960	1440	1920	3841	180	54	12	2	370	17	
	DG CA18060	9811	11773	491	981	1472	1962	3924	180	60	12	2	370	17	
	DG CA19254	10019	12022	501	1002	1503	2004	4007	192	54	14	2	400	18	
	DG CA19260	10382	12458	519	1038	1557	2076	4153	192	60	14	2	400	18	
	DG CA20454	10745	12894	537	1074	1612	2149	4298	204	54	14	2	450	20	
DG CA20460	11108	13329	555	1111	1666	2222	4443	204	60	14	2	450	20		
	DG CA21654	11471	13765	574	1147	1721	2294	4588	216	54	16	3	490	23	
	DG CA21660	11832	14198	592	1183	1775	2366	4733	216	60	16	3	490	23	
	DG CA22860	12356	14827	618	1236	1853	2471	4942	228	60	16	3	530	24	
	DG CA24060	13141	15769	657	1314	1971	2628	5256	240	60	18	3	560	25	
	DG CA26460	14458	17350	723	1446	2169	2892	5783	264	60	20	3	630	28	
	DG CA28860	15479	18575	774	1548	2322	3096	6192	288	60	24	3	700	30	

NOTES



STANDARD FINISHES

For a complete list of standard wood and metal finishes refer to page 5-6.

For SSF White on entire conference top, contact Customer Service.

Effective Oct 1, 2018

Conference Table Tops

DESCRIPTION	MODEL	Pricing							Specifications					
		STANDARD VENEER	PREMIUM VENEER	GRADE ONE EDGE	GRADE TWO EDGE	INLAY	VENEER BORDER	VENEER LAYUP	WIDTH	DEPTH	SEAT	SECTION	WEIGHT	CUBIC FEET
<b>Boat Shaped Tops</b> 	DG BA7242	4796	5755	240	480	719	959	1918	72	42/32	6	1	100	5
	DG BA7842	4984	5981	249	498	748	997	1994	78	48/42	6	1	120	6
	DG BA8448	5171	6206	259	517	776	1034	2069	84	48/36	8	1	140	7
	DG BA9648	5229	6275	261	523	784	1046	2092	96	48/36	8	1	210	10
	DG BA10248	5552	6662	278	555	833	1110	2221	102	48/36	8	1	215	10
	DG BA10848	5876	7051	294	588	881	1175	2350	102	48/36	8	1	220	10
	DG BA10854	6200	7440	310	620	930	1240	2480	108	54/42	8	1	230	10
	DG BA11448	6523	7828	326	652	979	1305	2609	114	48/36	8	1	235	10
	DG BA11454	6847	8216	342	685	1027	1369	2739	114	54/42	8	1	235	10
	DG BA12048	7176	8611	359	718	1076	1435	2870	120	48/36	10	1	240	11
DG BA12054	7663	9195	383	766	1149	1533	3065	120	54/42	10	1	265	12	
<b>Boat Shaped Tops</b> 	DG BA13254	7845	9414	392	784	1177	1569	3138	132	54/42	8	2	280	13
	DG BA14454	8026	9631	401	803	1204	1605	3210	144	54/42	12	2	310	14
	DG BA14460	8431	10117	422	843	1265	1686	3372	144	60/48	12	2	310	14
	DG BA15654	8834	10601	442	883	1325	1767	3534	156	54/42	12	2	330	15
	DG BA15660	9237	11085	462	924	1386	1847	3695	156	60/48	12	2	330	15
	DG BA16854	9645	11574	482	964	1447	1929	3858	168	54/42	14	2	355	16
	DG BA16860	9862	11834	493	986	1479	1972	3945	168	60/48	14	2	355	16
	DG BA18054	10080	12096	504	1008	1512	2016	4032	180	54/42	12	2	380	17
	DG BA18060	10299	12358	515	1030	1545	2060	4119	180	60/48	12	2	380	17
	DG BA19254	10516	12619	526	1052	1577	2103	4206	192	54/42	14	2	400	18
	DG BA19260	10896	13076	545	1090	1634	2179	4359	192	60/48	14	2	400	18
	DG BA20454	11278	13534	564	1128	1692	2256	4511	204	54/42	14	2	450	21
	DG BA20460	11659	13991	583	1166	1749	2332	4664	204	60/48	14	2	450	21



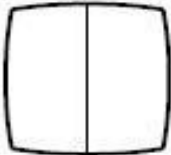
NOTES

STANDARD FINISHES

For a complete list of standard wood and metal finishes refer to page 5-6.

For SSF White on entire conference top, contact Customer Service.

Conference Table Tops

DESCRIPTION	MODEL	Pricing							Specifications					
		STANDARD VENEER	PREMIUM VENEER	GRADE ONE EDGE	GRADE TWO EDGE	INLAY	VENEER BORDER	VENEER LAYUP	WIDTH	DEPTH	SEAT	SECTION	WEIGHT	CUBIC FEET
<b>Boat Shaped Tops</b>	DG BA21660	12423	14908	621	1242	1864	2485	4969	216	60/48	16	3	490	23
	DG BA22860	13111	15734	656	1311	1967	2622	5245	228	60/48	16	3	530	24
	DG BA24060	13798	16558	690	1380	2070	2760	5519	240	60/48	18	3	560	25
	DG BA26460	15181	18217	759	1518	2277	3036	6072	264	60/48	20	3	630	28
	DG BA28860	16255	19506	813	1626	2438	3251	6502	288	60/48	24	3	700	30
<b>Bowed Square Tops</b>	DG BQ3636	2645	3174	132	265	397	529	1058	36	36	4	1	52	3
	DG BQ4242	2955	3546	148	295	443	591	1182	42	42	4	1	58	4
	DG BQ4848	3336	4003	167	334	500	667	1334	48	48	4	1	84	4
	DG BQ5454	4372	5246	219	437	656	874	1749	54	54	8	1	110	5
	DG BQ6060	4978	5974	249	498	747	996	1991	60	60	8	1	132	6
	DG BQ6666	8479	10175	424	848	1272	1696	3392	66	66	8	1	150	7
	DG BQ7272	9251	11101	463	925	1388	1850	3700	72	72	8	1	170	8
	DG BQ7878	10021	12025	501	1002	1503	2004	4008	78	78	12	1	180	9
	DG BQ8484	10793	12951	540	1079	1619	2159	4317	84	84	12	1	195	10
	DG BQ9090	11564	13876	578	1156	1735	2313	4625	90	90	12	1	210	11
	DG BQ9696	12333	14799	617	1233	1850	2467	4933	96	96	12	1	230	12
<b>Bowed Square Tops</b>	DG BQ102102	14437	17324	722	1444	2166	2887	5775	102	102	12	2	250	14
	DG BQ108108	15683	18820	784	1568	2352	3137	6273	108	108	16	2	250	14

NOTES


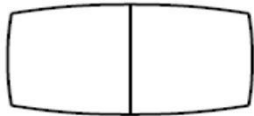
STANDARD FINISHES

For a complete list of standard wood and metal finishes refer to page 5-6.

For SSF White on entire conference top, contact Customer Service.

Effective Oct 1, 2018

Conference Table Tops

DESCRIPTION	MODEL	Pricing							Specifications					
		STANDARD VENEER	PREMIUM VENEER	GRADE ONE EDGE	GRADE TWO EDGE	INLAY	VENEER BORDER	VENEER LAYUP	WIDTH	DEPTH	SEAT	SECTION	WEIGHT	CUBIC FEET
<b>Bowed Rectangular Tops</b> 	DG BR6036	3582	4298	179	358	537	716	1433	60	36	6	1	100	5
	DG BR7236	3906	4687	195	391	586	781	1562	72	36	6	1	120	6
	DG BR8442	5025	6030	251	502	754	1005	2010	84	42	6	1	120	6
	DG BR9642	5499	6599	275	550	825	1100	2200	96	42	8	1	140	7
	DG BR9648	6166	7399	308	617	925	1233	2466	96	48	8	1	180	8
	DG BR10242	6297	7557	315	630	945	1259	2519	102	42	10	1	210	10
	DG BR10248	6426	7711	321	643	964	1285	2570	102	48	10	1	220	10
	DG BR10842	6557	7869	328	656	984	1311	2623	108	42	10	1	220	10
	DG BR10848	6687	8024	334	669	1003	1337	2675	108	48	10	1	220	10
	DG BR10854	6816	8179	341	682	1022	1363	2726	108	54	10	1	220	10
	DG BR11442	6875	8250	344	687	1031	1375	2750	114	42	10	1	220	10
	DG BR11448	6947	8336	347	695	1042	1389	2779	114	48	10	1	230	11
	DG BR11454	7076	8491	354	708	1061	1415	2830	114	54	10	1	230	11
	DG BR12048	7219	8663	361	722	1083	1444	2888	120	48	10	1	230	11
DG BR12054	7842	9411	392	784	1176	1568	3137	120	54	10	1	240	11	
<b>Bowed Rectangular Tops</b> 	DG BR13248	8129	9755	406	813	1219	1626	3252	132	48	10	2	265	12
	DG BR13254	8416	10099	421	842	1262	1683	3366	132	54	10	2	280	13
	DG BR13260	8703	10443	435	870	1305	1741	3481	132	60	10	2	280	13
	DG BR14454	8984	10781	449	898	1348	1797	3594	144	54	12	2	310	14
	DG BR14460	9437	11325	472	944	1416	1887	3775	144	60	12	2	330	15
	DG BR15654	9889	11866	494	989	1483	1978	3955	156	54	12	2	330	15
	DG BR15660	10343	12411	517	1034	1551	2069	4137	156	60	14	2	355	16
	DG BR16854	10798	12958	540	1080	1620	2160	4319	168	54	14	2	355	16

NOTES

STANDARD FINISHES




For a complete list of standard wood and metal finishes refer to page 5-6.

For SSF White on entire conference top, contact Customer Service.

Effective Oct 1, 2018



Conference Table Tops

DESCRIPTION	MODEL	Pricing							Specifications						
		STANDARD VENEER	PREMIUM VENEER	GRADE ONE EDGE	GRADE TWO EDGE	INLAY	VENEER BORDER	VENEER LAYUP	WIDTH	DEPTH	SEAT	SECTION	WEIGHT	CUBIC FEET	
<b>Bowed Rectangular Tops</b> 	DG BR16860	11042	13251	552	1104	1656	2208	4417	168	60	12	2	380	17	
	DG BR18054	11288	13545	564	1129	1693	2258	4515	180	54	12	2	380	17	
	DG BR18060	11533	13839	577	1153	1730	2307	4613	180	60	14	2	400	18	
	DG BR19254	11781	14137	589	1178	1767	2356	4712	192	54	14	2	400	18	
	DG BR19260	12025	14430	601	1202	1804	2405	4810	192	60	14	2	450	21	
	DG BR20454	12388	14865	619	1239	1858	2478	4955	204	54	14	2	450	21	
	DG BR20460	12751	15301	638	1275	1913	2550	5100	204	60	14	2	450	21	
<b>Bowed Rectangular Tops</b> 	DG BR21654	14988	17985	749	1499	2248	2998	5995	216	54	16	3	490	23	
	DG BR21660	13468	16161	673	1347	2020	2694	5387	216	60	16	3	530	24	
	DG BR24060	14109	16930	705	1411	2116	2822	5643	240	60	18	3	560	25	
	DG BR26460	16475	19770	824	1648	2471	3295	6590	264	60	20	3	630	28	
	DG BR28860	17988	21586	899	1799	2698	3598	7195	288	60	24	3	700	30	
<b>Round Tops</b> 	DG RD36	2201	2641	110	220	330	440	880	36	36	2	1	100	5	
	DG RD42	2578	3094	129	258	387	516	1031	42	42	3	1	140	7	
	DG RD48	2660	3192	133	266	399	532	1064	48	48	4	1	180	8	
	DG RD54	3717	4461	186	372	558	743	1487	54	54	4	1	240	11	
	DG RD60	4634	5561	232	463	695	927	1854	60	60	5	1	265	12	
	DG RD66	4941	5929	247	494	741	988	1976	66	66	5	1	280	13	
	DG RD72	5245	6294	262	525	787	1049	2098	72	72	6	1	310	14	
	DG RD78	6294	7553	315	629	944	1259	2518	78	78	6	1	335	15	

NOTES

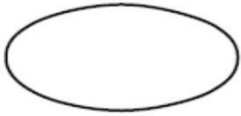
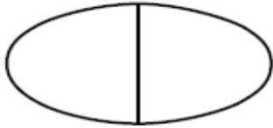
STANDARD FINISHES

For a complete list of standard wood and metal finishes refer to page 5-6.

For SSF White on entire conference top, contact Customer Service.

Effective Oct 1, 2018

Conference Table Tops

DESCRIPTION	MODEL	Pricing							Specifications					
		STANDARD VENEER	PREMIUM VENEER	GRADE ONE EDGE	GRADE TWO EDGE	INLAY	VENEER BORDER	VENEER LAYUP	WIDTH	DEPTH	SEAT	SECTION	WEIGHT	CUBIC FEET
Oval Tops 	DG OV7236	4480	5376	224	448	672	896	1792	72	36	4	1	100	5
	DG OV7248	4977	5973	249	498	747	995	1991	72	48	4	1	120	6
	DG OV7842	5452	6542	273	545	818	1090	2181	78	42	4	1	140	7
	DG OV7848	5925	7109	296	592	889	1185	2370	78	48	4	1	180	8
	DG OV8442	6782	8139	339	678	1017	1356	2713	84	42	6	1	210	10
	DG OV8448	7639	9166	382	764	1146	1528	3055	84	48	6	1	210	10
	DG OV9648	8154	9785	408	815	1223	1631	3262	96	48	8	1	220	10
	DG OV9654	8669	10403	433	867	1300	1734	3468	96	54	8	1	220	10
	DG OV9660	9185	11022	459	919	1378	1837	3674	96	60	8	1	220	10
	DG OV10848	9324	11189	466	932	1399	1865	3730	108	48	8	1	240	11
	DG OV10854	9464	11357	473	946	1420	1893	3786	108	54	8	1	240	11
	DG OV10860	9604	11524	480	960	1441	1921	3841	108	60	8	1	240	11
	DG OV12048	9742	11691	487	974	1461	1948	3897	120	48	8	1	265	12
	DG OV12054	9882	11858	494	988	1482	1976	3953	120	54	8	1	265	12
DG OV12060	10019	12022	501	1002	1503	2004	4007	120	60	10	1	265	12	
Oval Tops 	DG OV13248	10321	12386	516	1032	1548	2064	4129	132	48	8	2	310	14
	DG OV13254	10624	12749	531	1062	1594	2125	4250	132	54	8	2	310	14
	DG OV13260	10926	13111	546	1093	1639	2185	4370	132	60	10	2	310	14
	DG OV14448	11229	13474	561	1123	1684	2246	4491	144	48	10	2	355	16
	DG OV14454	11532	13838	577	1153	1730	2306	4613	144	54	10	2	355	16
	DG OV14460	11832	14198	592	1183	1775	2366	4733	144	60	10	2	355	16

NOTES

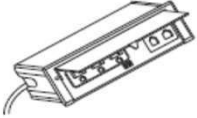
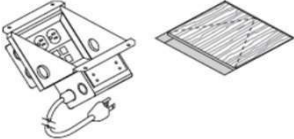
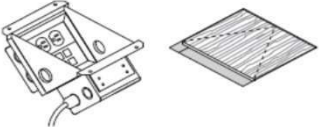
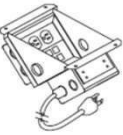
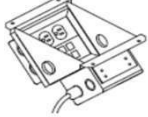
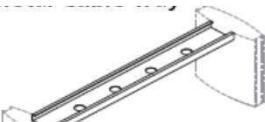
STANDARD FINISHES

For a complete list of standard wood and metal finishes refer to page 5-6.

For SSF White on entire conference top, contact Customer Service.

Effective Oct 1, 2018

Power and Data Options

DESCRIPTION	MODEL	Pricing	
<b>Power/Data Supply</b> 	<b>FC727</b>	<b>1119</b>	
<b>Decca Power Point™</b> with cord and plug and access lid 	<b>DPP-WL</b>	<b>2137</b>	
<b>Decca Power Point™</b> hardwired with access lid 	<b>DPP-HWL</b>	<b>2070</b>	
<b>Decca Power Point™</b> with cord and plug 	<b>DPP-W</b>	<b>1601</b>	
<b>Decca Power Point™</b> hardwired 	<b>DPP-HW</b>	<b>1534</b>	
<b>Metal Cable Tray</b> 	<b>DG CT72</b>	<b>373</b>	
	<b>DG CT144</b>	<b>390</b>	
	<b>DG CT240</b>	<b>410</b>	

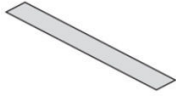
- Formed metal raceway conveys cables horizontally along underside of table top
- Raceway spans between specified bases. Raceway does not provide structural support
- Access holes occur along bottom to facilitate routing of cables
- Standard in painted black finish

NOTES

STANDARD FINISHES

For a complete list of standard wood finishes refer to general information.

**Dialogue Conference Table Tops**  
Accent Panel with Metal Frame Surround



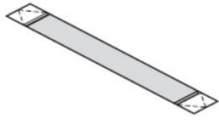
DESCRIPTION	MODEL	Pricing		
		PAINTED FRAME FINISH	PREMIUM METAL FRAME FINISH	
<b>Inlay: Frosted Mirror</b> .25 thick frosted mirror with etched satin surface finish	DG 72XMAP	1407	1689	inlay in 1 section
	DG 144XMAP	2111	2533	inlay in 2 sections
	DG 240XMAP	2814	3377	inlay in 3 sections
<b>Inlay: Black Mirror</b> .25 thick black mirror with etched satin surface finish	DG 72BMAP	1407	1689	inlay in 1 section
	DG 144BMAP	2111	2533	inlay in 2 sections
	DG 240BMAP	2814	3377	inlay in 3 sections
<b>Inlay: Black Glass</b> .25 thick black glass with polished surface finish	DG 72TPAP	1407	1689	inlay in 1 section
	DG 144TPAP	2111	2533	inlay in 2 sections
	DG 240TPAP	2814	3377	inlay in 3 sections
<b>Inlay: White SSF</b> .25 thick white acrylic with honed surface finish	DG 72SSFWAP	1760	2111	inlay in 1 section
	DG 144SSFWAP	2463	2956	inlay in 2 sections
	DG 240SSFWAP	3518	4221	inlay in 3 sections
<b>Inlay: Premium Veneer</b>	DG 72VWAP	2463	2956	inlay in 1 section
	DG 144VWAP	2988	3586	inlay in 2 sections
	DG 240VWAP	3518	4221	inlay in 3 sections
<b>Inlay: Exotic Veneer</b>	Please contact Customer Service for exotic veneer pricing			

**NOTES**

STANDARD FINISHES  
For a complete list of standard wood and metal finishes refer to page 5-6.

**Dialogue Conference Table Tops**

Accent Panel with Metal Frame Surround and Access Lid(s)



DESCRIPTION	MODEL	Pricing		
		PAINTED FRAME FINISH	PREMIUM METAL FRAME FINISH	
<b>Inlay: Frosted Mirror</b> .25 thick frosted mirror with etched satin surface finish	DG 72XMAPL	2278	2734	inlay in 1 section
	DG 144XMAPL	2948	3538	inlay in 2 sections
	DG 240XMAPL	3618	4342	inlay in 3 sections
<b>Inlay: Black Mirror</b> .25 thick black mirror with etched satin surface finish	DG 72BMAPL	2278	2734	inlay in 1 section
	DG 144BMAPL	2948	3538	inlay in 2 sections
	DG 240BMAPL	3618	4342	inlay in 3 sections
<b>Inlay: Black Glass</b> .25 thick black glass with polished surface finish	DG 72TPAPL	2278	2734	inlay in 1 section
	DG 144TPAPL	2948	3538	inlay in 2 sections
	DG 240TPAPL	3618	4342	inlay in 3 sections
<b>Inlay: White SSF</b> .25 thick white acrylic with honed surface finish	DG 72SSFWAPL	2613	3136	inlay in 1 section
	DG 144SSFWAPL	3283	3940	inlay in 2 sections
	DG 240SSFWAPL	4288	5146	inlay in 3 sections
<b>Inlay: Premium Veneer</b>	DG 72VWAPL	2613	3136	inlay in 1 section
	DG 144VWAPL	3283	3940	inlay in 2 sections
	DG 240VWAPL	4288	5146	inlay in 3 sections

**Inlay: Exotic Veneer** Please contact Customer Service for exotic veneer pricing


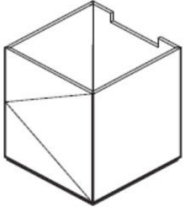
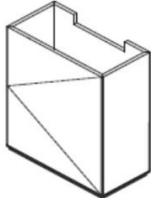
Accent panels with access doors do not include power or data connections. Please see page 20 for power data options.

**NOTES**

STANDARD FINISHES

For a complete list of standard wood and metal finishes refer to page 5-6.

Dialogue Bases

DESCRIPTION	MODEL	Pricing					Specifications				
		STANDARD VENEER	PREMIUM VENEER	PREMIUM METAL BASE UPCHARGE	PAINTED PANEL	GLASS PANEL	WIDTH	DEPTH	HEIGHT	WEIGHT	CUBIC FEET
<b>Round Base</b> with Access 	DG CY18MR	1705	2046	341	1705	n/a	18	18	28.75	97	7
	DG CY20MR	1726	2071	345	1726	n/a	20	20	28.75	115	14
	DG CY24MR	1820	2184	364	1820	n/a	24	24	28.75	135	20
	DG CY30MR	2176	2612	435	2176	n/a	30	30	28.75	150	26
	DG CY36MR	2437	2925	487	2437	n/a	36	36	28.75	165	32
	DG CY48MR	2730	3276	546	2730	n/a	48	48	28.75	180	38
<b>Square Base</b> with Access 	DG BX18MR	1593	1912	319	1593	2132	18	18	28.75	97	7
	DG BX20MR	1613	1936	323	1613	2157	20	20	28.75	115	14
	DG BX24MR	1726	2071	345	1726	2292	24	24	28.75	135	20
	DG BX30MR	1856	2227	371	1856	2448	30	30	28.75	150	26
	DG BX36MR	2080	2496	416	2080	2716	36	36	28.75	165	32
	DG BX48MR	2329	2795	466	2329	3015	48	48	28.75	180	38
<b>Rectangular Base</b> with Access 	DG PAT24MR	1587	1904	317	1587	2125	24	10	28.75	30	4
	DG PAT30MR	1628	1954	326	1628	2174	30	10	28.75	50	6
	DG PAT36MR	1666	1999	333	1666	2219	36	10	28.75	60	8

DIALOGUE BASES FEATURE

- Recessed metal base with integral levelers
- Vertical metal corner accents
- Hinged panel for internal access
- Open bottom to access floor outlets

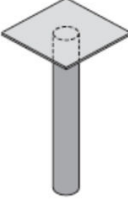
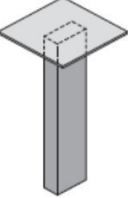
NOTES

STANDARD FINISHES

For a complete list of standard wood and metal finishes refer to page 5-6.

Shaded area on drawing indicates metal finish.

Dialogue Bases

DESCRIPTION	MODEL	Pricing		Specifications				
		STANDARD PAINT	PREMIUM METAL	WIDTH	DEPTH	HEIGHT	WEIGHT	CUBIC FEET
<p><b>Round Metal Leg</b></p> 	<b>DG ML</b>	<b>721</b>	<b>865</b>	<b>4</b>	<b>4</b>	<b>28.75</b>	<b>25</b>	<b>2</b>
<p><b>Rectangular Metal Leg</b></p> 	<b>DG WML</b>	<b>721</b>	<b>865</b>	<b>6</b>	<b>3</b>	<b>28.75</b>	<b>25</b>	<b>4</b>

metal finish: select color per page 6.

- Integral levelers

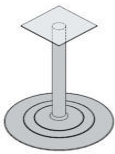

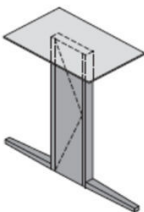
NOTES

STANDARD FINISHES

For a complete list of standard wood and metal finishes refer to page 5-6.

Shaded area on drawing indicates metal finish.

Dialogue Bases

DESCRIPTION	MODEL	Pricing		Specifications					
		STANDARD PAINT	PREMIUM METAL	WIDTH	DEPTH	HEIGHT	WEIGHT	CUBIC FEET	
<b>Disc Metal Base</b> 	DG PT24	977	1172	24	24	28.75	31	13	
	DG PT30	1060	1272	30	30	28.75	41	21	
	DG PT36	1150	1380	36	36	28.75	41	21	
<b>X Metal Base</b> 	DG CM24	2426	2911	24	24	28.75	31	13	
	DG CM30	2668	3202	30	30	28.75	41	21	
	DG CM36	2935	3522	36	36	28.75	45	28	
	DG CM3022	3230	3876	30	22	28.75	41	21	
	DG CM3624	3553	4264	36	24	28.75	60	38	
	DG CM4230	3909	4691	42	30	28.75	66	45	
	DG CM4040	3983	5019	40	40	28.75	66	45	
<b>T Metal Base with access door</b> 	DG T24M	1010	1213	24	4	28.75	31	13	
	DG T30M	1064	1277	30	4	28.75	41	21	
	DG T36M	1117	1341	36	4	28.75	45	28	

DIALOGUE LEGS FEATURE

- Welded steel construction with standard metal finish: select color per page 6.
- Integral levelers

NOTES

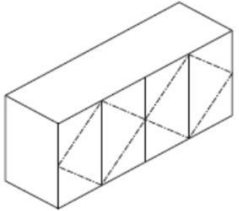
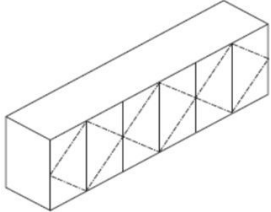
STANDARD FINISHES

For a complete list of standard wood and metal finishes refer to page 5-6.

Shaded area on drawing indicates metal finish.



Dialogue Credenzas

DESCRIPTION	MODEL	Pricing					Specifications				
		STANDARD VENEER	PREMIUM VENEER	PREMIUM METAL BASE UPCHARGE	GLASS TOP UPCHARGE	SSF TOP UPCHARGE	WIDTH	DEPTH	HEIGHT	WEIGHT	CUBIC FEET
<b>30" ht. Credenza</b> . 4 doors and adjustable wood shelves 	DG NVC601830	5438	6526	1088	579	1357	60	18	30	300	32
	DG NVC721830	5551	6661	1110	579	1357	72	18	30	330	34
	DG NVC841830	5661	6793	1132	579	1357	84	18	30	360	36
<b>30" ht. Credenza</b> . 6 doors and adjustable wood shelves 	DG NVC901830	5907	7088	1181	579	1357	90	18	30	400	38
	DG NVC961830	6009	7210	1202	579	1357	96	18	30	430	40

DIALOGUE CREDENZA FEATURES

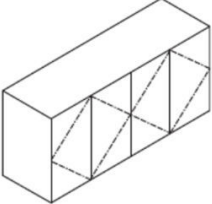
- Recessed welded steel base with standard metal finish: select color per page 6.
- Mitered case construction
- Inset top surface options

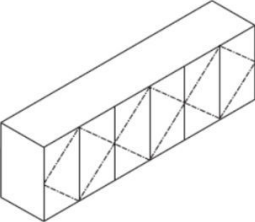
NOTES

STANDARD FINISHES

For a complete list of standard wood and metal finishes refer to page 5-6.

Dialogue Credenzas

DESCRIPTION	MODEL	Pricing					Specifications				
		STANDARD VENEER	PREMIUM VENEER	PREMIUM METAL BASE UPCHARGE	GLASS TOP UPCHARGE	SSF TOP UPCHARGE	WIDTH	DEPTH	HEIGHT	WEIGHT	CUBIC FEET
 <p>36" ht. Service Credenza</p> <ul style="list-style-type: none"> <li>- Left Section features twin recycling containers on roll out frame</li> <li>- Center section with roll out wood trays</li> <li>- Right section features hinged door with space suitable for 1.6 cu.ft. refrigerator (not included) with venting provided through rear panels</li> </ul>	DG NVC602236S	6309	7571	1262	579	1357	60	22	36	330	33
	DG NVC722236S	6440	7729	1288	579	1357	72	22	36	363	35
	DG NVC842236S	6572	7887	1314	579	1357	84	22	36	390	37

 <p>36" ht. Service Credenza</p> <ul style="list-style-type: none"> <li>- Left Section features twin recycling containers on roll out frame</li> <li>- Center section with roll out wood trays</li> <li>- Right section features hinged door with space suitable for 1.6 cu.ft. refrigerator (not included) with venting provided through rear panels</li> </ul>	DG NVC902236S	7605	9126	1521	579	1357	90	22	36	420	39
	DG NVC962236S	7732	9279	1546	579	1357	96	22	36	455	40

DIALOGUE CREDENZA FEATURES

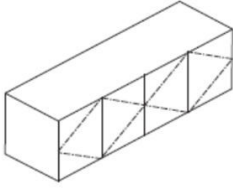
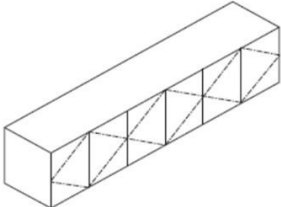
- Recessed welded steel base with standard metal finish: select color per page 6.
- Mitered case construction
- Inset top surface options

NOTES

STANDARD FINISHES

For a complete list of standard wood and metal finishes refer to page 5-6.

Dialogue Credenzas

DESCRIPTION	MODEL	Pricing					Specifications				
		STANDARD VENEER	PREMIUM VENEER	PREMIUM METAL BASE UPCHARGE	GLASS TOP UPCHARGE	SSF TOP UPCHARGE	WIDTH	DEPTH	HEIGHT	WEIGHT	CUBIC FEET
<b>22" ht. Continental Credenza</b> . 4 doors and adjustable wood shelves 	DG NVC601822	4895	5874	979	579	1357	60	18	22	300	32
	DG NVC721822	4997	5996	999	579	1357	72	18	22	330	34
	DG NVC841822	5095	6114	1019	579	1357	84	18	22	360	36
<b>22" ht. Continental Credenza</b> . 6 doors and adjustable wood shelves 	DG NVC901822	5596	6715	1119	579	1357	90	18	22	400	38
	DG NVC961822	5693	6831	1139	579	1357	96	18	22	430	40

DIALOGUE CREDENZA FEATURES

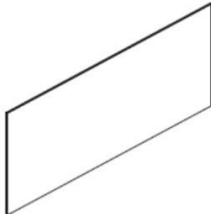
- Recessed welded steel base with standard metal finish: select color per page 6.
- Mitered case construction
- Inset top surface options

NOTES

STANDARD FINISHES

For a complete list of standard wood and metal finishes refer to page 5-6.

Dialogue Idea Panel

DESCRIPTION	MODEL	Pricing		Specifications			
		STANDARD METAL	PREMIUM METAL	WIDTH	HEIGHT	WEIGHT	CUBIC FEET
	DG VB7236T	3855	4627	72	36	160	3.6
	DG VB7836T	4071	4885	78	36	165	3.9
	DG VB8436T	4311	5173	84	36	170	4.2
	DG VB7248T	4058	4869	72	48	165	4.8
	DG VB7848T	4286	5143	78	48	170	5.2
	DG VB8448T	4535	5442	84	48	173	5.6

- Welded steel frame with standard metal finish: select color per page 6
- Integrated "z" clip wall attachment
- .25 inch thick back painted glass panel.  
Back painted glass is standard
- **Mounting of Idea Panel to the wall is the responsibility of the owner**


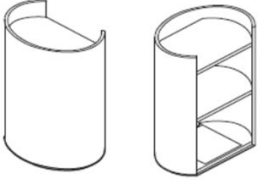
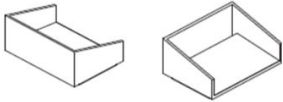
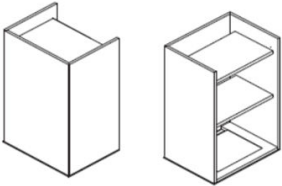
NOTES

STANDARD FINISHES

For a complete list of standard wood and metal finishes refer to page 5-6.

Shaded area on drawing indicates metal finish.

Lecterns and Podiums

DESCRIPTION	MODEL	Pricing			Specifications				
		STANDARD VENEER	PREMIUM VENEER	PREMIUM METAL	WIDTH	DEPTH	HEIGHT	WEIGHT	CUBIC FEET
<p><b>Oval Lectern</b></p> 	<b>DG OTL2416</b>	<b>1134</b>	<b>1361</b>		<b>24.75</b>	<b>16.1</b>	<b>7.1</b>	<b>50</b>	<b>3</b>
<ul style="list-style-type: none"> <li>- Can be used alone on table top or placed within Oval Podium</li> <li>- Angled reading surface with metal pencil stop</li> <li>- Cable chase at rear</li> <li>- Anti-mar protection along bottom</li> </ul>									
<p><b>Oval Podium</b></p> 	<b>DG OPM271739</b>	<b>4720</b>	<b>5664</b>	<b>944</b>	<b>27</b>	<b>17</b>	<b>39</b>	<b>145</b>	<b>20</b>
<ul style="list-style-type: none"> <li>- Open fixed intermediate shelf</li> <li>- Bottom shelf lifts to allows access to floor outlets</li> <li>- Internal vertical cable chase</li> <li>- Recessed welded steel construction with standard metal finish: select color per page 3</li> <li>- Integral levelers</li> </ul>									
<p><b>Rectangular Lectern</b></p> 	<b>DG RTL2215</b>	<b>1080</b>	<b>1296</b>		<b>22</b>	<b>15.5</b>	<b>7.1</b>	<b>50</b>	<b>3</b>
<ul style="list-style-type: none"> <li>- Can be used alone on table top or placed within Oval Podium</li> <li>- Angled reading surface with metal pencil stop</li> <li>- Cable chase at rear</li> <li>- Anti-mar protection along bottom</li> </ul>									
<p><b>Rectangular Podium</b></p> 	<b>DG RPM241839</b>	<b>4006</b>	<b>4807</b>	<b>801</b>	<b>24</b>	<b>18</b>	<b>39</b>	<b>145</b>	<b>20</b>
<ul style="list-style-type: none"> <li>- Open fixed intermediate shelf</li> <li>- Bottom shelf lifts to allows access to floor outlets</li> <li>- Internal vertical cable chase</li> <li>- Recessed welded steel construction with standard metal finish: select color per page 2</li> <li>- Integral levelers</li> </ul>									

\* Available on Podium only



NOTES

STANDARD FINISHES

For a complete list of standard wood and metal finishes refer to page 5-6.

Shaded area on drawing indicates metal finish.

Mobile Carts

DESCRIPTION	MODEL	Pricing			Specifications					
		STANDARD VENEER	PREMIUM VENEER	PREMIUM METAL	WIDTH	DEPTH	HEIGHT	WEIGHT	CUBIC FEET	
<p><b>Open</b></p> 	<b>DG MC3621S</b>	<b>3180</b>	<b>3816</b>	<b>636</b>	<b>36</b>	<b>21</b>	<b>30</b>	<b>145</b>	<b>20</b>	
<ul style="list-style-type: none"> <li>- Inset top wood surface</li> <li>- Fixed intermediate wood shelf</li> <li>- Inset bottom wood shelf</li> <li>- Integrated welded steel handles with standard metal finish: select color per page 3</li> <li>- Easy roll casters</li> </ul>										
<p><b>Closed</b></p> 	<b>DG MC3621SBC</b>	<b>3630</b>	<b>4356</b>	<b>726</b>	<b>36</b>	<b>21</b>	<b>30</b>	<b>145</b>	<b>20</b>	
<ul style="list-style-type: none"> <li>- Inset top wood surface</li> <li>- Fixed intermediate wood shelf</li> <li>- Paired wood doors one side</li> <li>- Integrated welded steel handles with standard metal finish: select color per page 3</li> <li>- Easy roll casters</li> <li>- Optional lock available. Contact Customer Service</li> </ul>										

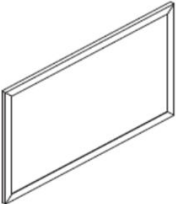
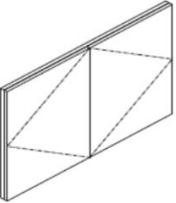
NOTES

STANDARD FINISHES

For a complete list of standard wood and metal finishes refer to page 5-6.

Shaded area on drawing indicates metal finish.

Wood Framed Visual Boards

DESCRIPTION	MODEL	Pricing		Specifications				
		STANDARD VENEER	PREMIUM VENEER	WIDTH	DEPTH	HEIGHT	WEIGHT	CUBIC FEET
<b>Wood Framed Visual Board</b> Open 	DG VB7236W	3346	4015	72	n/a	36	127	3.6
	DG VB7836W	3455	4146	78	n/a	36	137	3.6
	DG VB8436W	3563	4276	84	n/a	36	147	3.6
	DG VB7248W	3672	4406	72	n/a	48	167	4.8
	DG VB7848W	3780	4536	78	n/a	48	183	4.8
	DG VB8448W	4034	4840	84	n/a	48	196	4.8
	DG VB7254W	4178	5014	72	n/a	54	173	5.4
	DG VB7854W	4323	5188	78	n/a	54	180	5.4
<b>Wood Framed Visual Board</b> Closed 	DG VB4832	6059	7270	48	5.5	32	135	6
	DG VB4848	6416	7700	48	5.5	48	143	9

WOOD FRAMED VISUAL BOARDS FEATURE

- Wood frame surround with mitered corners
- Recessed non-marking dry-erase board
- Integrated wood cleat system for wall attachment
- **Mounting of Visual Board to the wall is the responsibility of the owner.**

NOTES

STANDARD FINISHES

For a complete list of standard wood and metal finishes refer to page 5-6.