


Conference Table Tops

DESCRIPTION	MODEL	Pricing							Specifications					
		STANDARD VENEER	PREMIUM VENEER	GRADE ONE EDGE	GRADE TWO EDGE	INLAY	VENEER BORDER	VENEER LAYUP	WIDTH	DEPTH	SEAT	SECTION	WEIGHT	CUBIC FEET
<b>Square Tops</b>	DG SQ3636	2098	2518	105	210	315	420	839	36	36	4	1	52	3
	DG SQ4242	2346	2815	117	235	352	469	938	42	42	4	1	58	4
	DG SQ4848	2648	3178	132	265	397	530	1059	48	48	4	1	84	4
	DG SQ5454	3469	4163	173	347	520	694	1388	54	54	8	1	110	5
	DG SQ6060	3950	4740	198	395	593	790	1580	60	60	8	1	132	6
	DG SQ6666	4741	5690	237	474	711	948	1897	66	66	8	1	150	7
	DG SQ7272	5531	6638	277	553	830	1106	2213	72	72	8	1	170	8
	DG SQ7878	6323	7587	316	632	948	1265	2529	78	78	12	1	180	9

NOTES

STANDARD FINISHES

For a complete list of standard wood and metal finishes refer to page 5-6.


For SSF White on entire conference top, contact Customer Service.

Dimensions are in inches and are approximate.

Contact Customer Service if dimensions are critical.

orders@deccacontract.com

Conference Table Tops

DESCRIPTION	MODEL	Pricing							Specifications					
		STANDARD VENEER	PREMIUM VENEER	GRADE ONE EDGE	GRADE TWO EDGE	INLAY	VENEER BORDER	VENEER LAYUP	WIDTH	DEPTH	SEAT	SECTION	WEIGHT	CUBIC FEET
<b>Rectangular Tops</b>	DG RE4836	2406	2887	120	241	361	481	962	48	36	4	1	65	3
	DG RE6030	2784	3340	139	278	418	557	1113	60	30	6	1	68	4
	DG RE6036	2844	3412	142	284	427	569	1137	60	36	6	1	78	4
	DG RE7236	3099	3719	155	310	465	620	1240	72	36	6	1	100	5
	DG RE7836	3396	4075	170	340	509	679	1358	78	36	6	1	110	5
	DG RE7842	3692	4431	185	369	554	738	1477	78	42	6	1	120	6
	DG RE8442	3988	4786	199	399	598	798	1595	84	42	8	1	140	7
	DG RE9642	4365	5238	218	436	655	873	1746	96	42	8	1	180	8
	DG RE9648	4894	5873	245	489	734	979	1958	96	48	10	1	210	10
	DG RE10242	5041	6050	252	504	756	1008	2017	102	42	10	1	215	10
	DG RE10248	5189	6227	259	519	778	1038	2076	102	48	10	1	215	10
	DG RE10842	5336	6403	267	534	800	1067	2134	108	42	10	1	220	10
	DG RE10848	5484	6580	274	548	823	1097	2193	108	48	10	1	220	10
	DG RE10854	5631	6757	282	563	845	1126	2252	108	54	10	1	220	11
	DG RE11448	5779	6935	289	578	867	1156	2312	114	48	10	1	230	11
	DG RE11454	5926	7111	296	593	889	1185	2370	114	54	10	1	230	11
	DG RE12048	6073	7288	304	607	911	1215	2429	120	48	10	1	240	11
	DG RE12054	6223	7468	311	622	933	1245	2489	120	54	10	1	265	12
	DG RE12060	6535	7841	327	653	980	1307	2614	120	60	10	1	293	13

NOTES

STANDARD FINISHES



For a complete list of standard wood and metal finishes refer to page 5-6.

For SSF White on entire conference top, contact Customer Service.

Dimensions are in inches and are approximate.

Contact Customer Service if dimensions are critical.  
orders@deccacontract.com

Conference Table Tops

DESCRIPTION	MODEL	Pricing							Specifications					
		STANDARD VENEER	PREMIUM VENEER	GRADE ONE EDGE	GRADE TWO EDGE	INLAY	VENEER BORDER	VENEER LAYUP	WIDTH	DEPTH	SEAT	SECTION	WEIGHT	CUBIC FEET
<b>Rectangular Tops</b> 	DG RE14454	7131	8557	357	713	1070	1426	2852	144	54	12	2	310	14
	DG RE14460	7489	8987	374	749	1123	1498	2996	144	60	12	2	310	14
	DG RE15654	7849	9419	392	785	1177	1570	3140	156	54	12	2	330	16
	DG RE15660	8208	9850	410	821	1231	1642	3283	156	60	12	2	330	16
	DG RE16854	8570	10284	429	857	1286	1714	3428	168	54	14	2	355	16
	DG RE16860	8764	10517	438	876	1315	1753	3506	168	60	14	2	355	16
	DG RE18054	8958	10750	448	896	1344	1792	3583	180	54	14	2	370	17
	DG RE18060	9153	10984	458	915	1373	1831	3661	180	60	14	2	370	17
	DG RE19254	9350	11220	468	935	1403	1870	3740	192	54	14	2	400	18
	DG RE19260	9544	11453	477	954	1432	1909	3818	192	60	14	2	400	18
	DG RE20454	9832	11799	492	983	1475	1966	3933	204	54	14	2	450	20
	DG RE20460	10121	12145	506	1012	1518	2024	4048	204	60	14	2	450	20
	DG RE21654	10408	12490	520	1041	1561	2082	4163	216	54	16	3	490	23
	DG RE21660	10699	12839	535	1070	1605	2140	4280	216	60	16	3	490	23
	DG RE22854	10865	13038	543	1086	1630	2173	4346	228	54	16	3	520	24
	DG RE22860	11032	13238	552	1103	1655	2206	4413	228	60	16	3	520	24
	DG RE24060	11198	13438	560	1120	1680	2240	4479	240	60	18	3	560	25
	DG RE26460	13077	15692	654	1308	1962	2615	5231	264	60	20	3	630	28
	DG RE28860	14276	17132	714	1428	2141	2855	5711	288	60	24	3	700	30

NOTES

STANDARD FINISHES

For a complete list of standard wood and metal finishes refer to page 5-6.


For SSF White on entire conference top, contact Customer Service.

Dimensions are in inches and are approximate.

Contact Customer Service if dimensions are critical.

orders@deccacontract.com

Conference Table Tops

DESCRIPTION	MODEL	Pricing							Specifications					
		STANDARD VENEER	PREMIUM VENEER	GRADE ONE EDGE	GRADE TWO EDGE	INLAY	VENEER BORDER	VENEER LAYUP	WIDTH	DEPTH	SEAT	SECTION	WEIGHT	CUBIC FEET
<b>Racetrack Shaped Tops</b>	DG CA7236	3863	4636	193	386	580	773	1545	72	36	6	1	100	5
	DG CA7836	3950	4740	198	395	593	790	1580	78	36	6	1	120	6
	DG CA7842	4038	4845	202	404	606	808	1615	78	42	6	1	120	6
	DG CA8442	4124	4948	206	412	619	825	1649	84	42	8	1	140	7
	DG CA9642	4385	5262	219	439	658	877	1754	96	42	8	1	180	8
	DG CA9648	5226	6272	261	523	784	1045	2091	96	48	10	1	210	10
	DG CA10242	5286	6344	264	529	793	1057	2115	102	42	10	1	220	10
	DG CA10248	5347	6417	267	535	802	1069	2139	102	48	10	1	220	10
	DG CA10842	5408	6489	270	541	811	1082	2163	108	42	10	1	220	10
	DG CA10848	5468	6561	273	547	820	1094	2187	108	48	10	1	220	10
	DG CA10854	5528	6633	276	553	829	1106	2211	108	54	10	1	220	10
	DG CA11442	5589	6707	279	559	838	1118	2236	114	42	10	1	230	11
	DG CA11448	5649	6779	282	565	847	1130	2260	114	48	10	1	230	11
	DG CA11454	5709	6851	285	571	856	1142	2284	114	54	10	1	230	11
	DG CA12048	5769	6923	288	577	865	1154	2308	120	48	10	1	240	11
	DG CA12054	6509	7811	325	651	976	1302	2604	120	54	10	1	265	12

NOTES

STANDARD FINISHES

For a complete list of standard wood and metal finishes refer to page 5-6.



For SSF White on entire conference top, contact Customer Service.

Dimensions are in inches and are approximate.

Contact Customer Service if dimensions are critical.

orders@deccacontract.com

Conference Table Tops

DESCRIPTION	MODEL	Pricing							Specifications					
		STANDARD VENEER	PREMIUM VENEER	GRADE ONE EDGE	GRADE TWO EDGE	INLAY	VENEER BORDER	VENEER LAYUP	WIDTH	DEPTH	SEAT	SECTION	WEIGHT	CUBIC FEET
<b>Racetrack Shaped Tops</b> 	DG CA13248	6700	8041	335	670	1005	1340	2680	132	48	10	2	280	13
	DG CA13254	6892	8270	345	689	1034	1378	2757	132	54	10	2	280	13
	DG CA13260	7085	8502	354	709	1063	1417	2834	132	60	10	2	280	13
	DG CA14454	7275	8731	364	728	1091	1455	2910	144	54	12	2	310	14
	DG CA14460	7644	9172	382	764	1147	1529	3057	144	60	12	2	310	14
	DG CA15654	8012	9615	401	801	1202	1602	3205	156	54	12	2	330	15
	DG CA15660	8381	10058	419	838	1257	1676	3353	156	60	12	2	330	15
	DG CA16854	8748	10497	437	875	1312	1750	3499	168	54	12	2	355	16
	DG CA16860	8947	10736	447	895	1342	1789	3579	168	60	12	2	355	16
	DG CA18054	9145	10973	457	914	1372	1829	3658	180	54	12	2	370	17
	DG CA18060	9344	11212	467	934	1402	1869	3737	180	60	12	2	370	17
	DG CA19254	9541	11450	477	954	1431	1908	3817	192	54	14	2	400	18
	DG CA19260	9887	11865	494	989	1483	1977	3955	192	60	14	2	400	18
	DG CA20454	10233	12280	512	1023	1535	2047	4093	204	54	14	2	450	20
DG CA20460	10579	12694	529	1058	1587	2116	4231	204	60	14	2	450	20	
	DG CA21654	10925	13110	546	1092	1639	2185	4370	216	54	16	3	490	23
	DG CA21660	11268	13522	563	1127	1690	2254	4507	216	60	16	3	490	23
	DG CA22860	11767	14121	588	1177	1765	2353	4707	228	60	16	3	530	24
	DG CA24060	12515	15018	626	1252	1877	2503	5006	240	60	18	3	560	25
	DG CA26460	13770	16524	688	1377	2065	2754	5508	264	60	20	3	630	28
	DG CA28860	14742	17691	737	1474	2211	2948	5897	288	60	24	3	700	30

NOTES

STANDARD FINISHES



For a complete list of standard wood and metal finishes refer to page 5-6.

For SSF White on entire conference top, contact Customer Service.

Dimensions are in inches and are approximate.

Contact Customer Service if dimensions are critical.  
orders@deccacontract.com

Conference Table Tops

DESCRIPTION	MODEL	Pricing							Specifications					
		STANDARD VENEER	PREMIUM VENEER	GRADE ONE EDGE	GRADE TWO EDGE	INLAY	VENEER BORDER	VENEER LAYUP	WIDTH	DEPTH	SEAT	SECTION	WEIGHT	CUBIC FEET
<b>Boat Shaped Tops</b> 	DG BA7242	4568	5481	228	457	685	914	1827	72	42/32	6	1	100	5
	DG BA7842	4746	5696	237	475	712	949	1899	78	48/42	6	1	120	6
	DG BA8448	4925	5910	246	493	739	985	1970	84	48/36	8	1	140	7
	DG BA9648	4980	5976	249	498	747	996	1992	96	48/36	8	1	210	10
	DG BA10248	5288	6345	264	529	793	1058	2115	102	48/36	8	1	215	10
	DG BA10848	5596	6716	280	560	839	1119	2239	102	48/36	8	1	220	10
	DG BA10854	5904	7085	295	590	886	1181	2362	108	54/42	8	1	230	10
	DG BA11448	6213	7455	311	621	932	1243	2485	114	48/36	8	1	235	10
	DG BA11454	6521	7825	326	652	978	1304	2608	114	54/42	8	1	235	10
	DG BA12048	6834	8201	342	683	1025	1367	2734	120	48/36	10	1	240	11
DG BA12054	7298	8757	365	730	1095	1460	2919	120	54/42	10	1	265	12	
<b>Boat Shaped Tops</b> 	DG BA13254	7471	8966	374	747	1121	1494	2989	132	54/42	8	2	280	13
	DG BA14454	7644	9172	382	764	1147	1529	3057	144	54/42	12	2	310	14
	DG BA14460	8029	9635	401	803	1204	1606	3212	144	60/48	12	2	310	14
	DG BA15654	8413	10096	421	841	1262	1683	3365	156	54/42	12	2	330	15
	DG BA15660	8797	10557	440	880	1320	1759	3519	156	60/48	12	2	330	15
	DG BA16854	9185	11022	459	919	1378	1837	3674	168	54/42	14	2	355	16
	DG BA16860	9392	11271	470	939	1409	1878	3757	168	60/48	14	2	355	16
	DG BA18054	9600	11520	480	960	1440	1920	3840	180	54/42	12	2	380	17
	DG BA18060	9808	11770	490	981	1471	1962	3923	180	60/48	12	2	380	17
	DG BA19254	10015	12018	501	1001	1502	2003	4006	192	54/42	14	2	400	18
	DG BA19260	10377	12453	519	1038	1557	2075	4151	192	60/48	14	2	400	18
	DG BA20454	10741	12889	537	1074	1611	2148	4296	204	54/42	14	2	450	21
DG BA20460	11104	13324	555	1110	1666	2221	4441	204	60/48	14	2	450	21	

NOTES

STANDARD FINISHES




For a complete list of standard wood and metal finishes refer to page 5-6.

For SSF White on entire conference top, contact Customer Service.

Dimensions are in inches and are approximate.

Contact Customer Service if dimensions are critical.  
orders@deccacontract.com

Conference Table Tops

DESCRIPTION	MODEL	Pricing							Specifications					
		STANDARD VENEER	PREMIUM VENEER	GRADE ONE EDGE	GRADE TWO EDGE	INLAY	VENEER BORDER	VENEER LAYUP	WIDTH	DEPTH	SEAT	SECTION	WEIGHT	CUBIC FEET
<b>Boat Shaped Tops</b>	DG BA21660	11832	14198	592	1183	1775	2366	4733	216	60/48	16	3	490	23
	DG BA22860	12487	14985	624	1249	1873	2497	4995	228	60/48	16	3	530	24
	DG BA24060	13141	15769	657	1314	1971	2628	5256	240	60/48	18	3	560	25
	DG BA26460	14458	17349	723	1446	2169	2892	5783	264	60/48	20	3	630	28
	DG BA28860	15481	18577	774	1548	2322	3096	6192	288	60/48	24	3	700	30
	<b>Bowed Square Tops</b>	DG BQ3636	2519	3023	126	252	378	504	1008	36	36	4	1	52
	DG BQ4242	2814	3377	141	281	422	563	1126	42	42	4	1	58	4
	DG BQ4848	3177	3813	159	318	477	635	1271	48	48	4	1	84	4
	DG BQ5454	4163	4996	208	416	625	833	1665	54	54	8	1	110	5
	DG BQ6060	4741	5690	237	474	711	948	1897	60	60	8	1	132	6
	DG BQ6666	8075	9690	404	808	1211	1615	3230	66	66	8	1	150	7
	DG BQ7272	8810	10572	441	881	1322	1762	3524	72	72	8	1	170	8
	DG BQ7878	9544	11453	477	954	1432	1909	3818	78	78	12	1	180	9
	DG BQ8484	10279	12335	514	1028	1542	2056	4112	84	84	12	1	195	10
	DG BQ9090	11013	13216	551	1101	1652	2203	4405	90	90	12	1	210	11
	DG BQ9696	11746	14095	587	1175	1762	2349	4698	96	96	12	1	230	12
<b>Bowed Square Tops</b>	DG BQ102102	13749	16499	687	1375	2062	2750	5500	102	102	12	2	250	14
	DG BQ108108	14936	17924	747	1494	2240	2987	5975	108	108	16	2	250	14

NOTES

STANDARD FINISHES

For a complete list of standard wood and metal finishes refer to page 5-6.



For SSF White on entire conference top, contact Customer Service.

Dimensions are in inches and are approximate.

Contact Customer Service if dimensions are critical.

orders@deccacontract.com

Conference Table Tops

DESCRIPTION	MODEL	Pricing							Specifications					
		STANDARD VENEER	PREMIUM VENEER	GRADE ONE EDGE	GRADE TWO EDGE	INLAY	VENEER BORDER	VENEER LAYUP	WIDTH	DEPTH	SEAT	SECTION	WEIGHT	CUBIC FEET
<b>Bowed Rectangular Tops</b> 	DG BR6036	3412	4094	171	341	512	682	1365	60	36	6	1	100	5
	DG BR7236	3720	4464	186	372	558	744	1488	72	36	6	1	120	6
	DG BR8442	4786	5743	239	479	718	957	1914	84	42	6	1	120	6
	DG BR9642	5237	6285	262	524	786	1047	2095	96	42	8	1	140	7
	DG BR9648	5872	7047	294	587	881	1174	2349	96	48	8	1	180	8
	DG BR10242	5997	7197	300	600	900	1199	2399	102	42	10	1	210	10
	DG BR10248	6120	7344	306	612	918	1224	2448	102	48	10	1	220	10
	DG BR10842	6245	7494	312	624	937	1249	2498	108	42	10	1	220	10
	DG BR10848	6369	7642	318	637	955	1274	2547	108	48	10	1	220	10
	DG BR10854	6491	7789	325	649	974	1298	2596	108	54	10	1	220	10
	DG BR11442	6547	7857	327	655	982	1309	2619	114	42	10	1	220	10
	DG BR11448	6616	7939	331	662	992	1323	2646	114	48	10	1	230	11
	DG BR11454	6739	8087	337	674	1011	1348	2696	114	54	10	1	230	11
	DG BR12048	6875	8250	344	688	1031	1375	2750	120	48	10	1	230	11
DG BR12054	7469	8963	373	747	1120	1494	2988	120	54	10	1	240	11	
<b>Bowed Rectangular Tops</b> 	DG BR13248	7742	9290	387	774	1161	1548	3097	132	48	10	2	265	12
	DG BR13254	8015	9618	401	802	1202	1603	3206	132	54	10	2	280	13
	DG BR13260	8288	9946	414	829	1243	1658	3315	132	60	10	2	280	13
	DG BR14454	8556	10267	428	856	1283	1711	3422	144	54	12	2	310	14
	DG BR14460	8988	10785	449	899	1348	1798	3595	144	60	12	2	330	15
	DG BR15654	9418	11301	471	942	1413	1884	3767	156	54	12	2	330	15
	DG BR15660	9850	11820	493	985	1478	1970	3940	156	60	14	2	355	16
	DG BR16854	10284	12341	514	1028	1543	2057	4114	168	54	14	2	355	16

NOTES



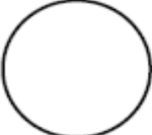
STANDARD FINISHES  
 For a complete list of standard wood and metal finishes refer to page 5-6.

Dimensions are in inches and are approximate.  
 Contact Customer Service if dimensions are critical.  
[orders@deccacontract.com](mailto:orders@deccacontract.com)

For SSF White on entire conference top, contact Customer Service.



Conference Table Tops

DESCRIPTION	MODEL	Pricing							Specifications					
		STANDARD VENEER	PREMIUM VENEER	GRADE ONE EDGE	GRADE TWO EDGE	INLAY	VENEER BORDER	VENEER LAYUP	WIDTH	DEPTH	SEAT	SECTION	WEIGHT	CUBIC FEET
<b>Bowed Rectangular Tops</b> 	DG BR16860	10517	12620	526	1052	1577	2103	4207	168	60	12	2	380	17
	DG BR18054	10750	12900	538	1075	1613	2150	4300	180	54	12	2	380	17
	DG BR18060	10984	13180	549	1098	1648	2197	4393	180	60	14	2	400	18
	DG BR19254	11220	13464	561	1122	1683	2244	4488	192	54	14	2	400	18
	DG BR19260	11452	13742	573	1145	1718	2290	4581	192	60	14	2	450	21
	DG BR20454	11798	14158	590	1180	1770	2360	4719	204	54	14	2	450	21
	DG BR20460	12144	14573	607	1214	1822	2429	4858	204	60	14	2	450	21
<b>Bowed Rectangular Tops</b> 	DG BR21654	14274	17129	714	1427	2141	2855	5710	216	54	16	3	490	23
	DG BR21660	12827	15392	641	1283	1924	2565	5131	216	60	16	3	530	24
	DG BR24060	13437	16124	672	1344	2016	2687	5375	240	60	18	3	560	25
	DG BR26460	15691	18829	785	1569	2354	3138	6276	264	60	20	3	630	28
	DG BR28860	17132	20558	857	1713	2570	3426	6853	288	60	24	3	700	30
<b>Round Tops</b> 	DG RD36	2096	2515	105	210	314	419	838	36	36	2	1	100	5
	DG RD42	2455	2946	123	246	368	491	982	42	42	3	1	140	7
	DG RD48	2533	3040	127	253	380	507	1013	48	48	4	1	180	8
	DG RD54	3540	4248	177	354	531	708	1416	54	54	4	1	240	11
	DG RD60	4413	5296	221	441	662	883	1765	60	60	5	1	265	12
	DG RD66	4706	5647	235	471	706	941	1882	66	66	5	1	280	13
	DG RD72	4995	5994	250	500	749	999	1998	72	72	6	1	310	14
	DG RD78	5994	7193	300	599	899	1199	2398	78	78	6	1	335	15

NOTES

STANDARD FINISHES

For a complete list of standard wood and metal finishes refer to page 5-6.


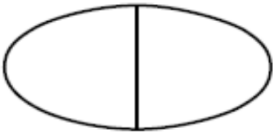
For SSF White on entire conference top, contact Customer Service.

Dimensions are in inches and are approximate.

Contact Customer Service if dimensions are critical.

orders@deccacontract.com

Conference Table Tops

DESCRIPTION	MODEL	Pricing							Specifications					
		STANDARD VENEER	PREMIUM VENEER	GRADE ONE EDGE	GRADE TWO EDGE	INLAY	VENEER BORDER	VENEER LAYUP	WIDTH	DEPTH	SEAT	SECTION	WEIGHT	CUBIC FEET
<p>Oval Tops</p> 	DG OV7236	4267	5120	213	427	640	853	1707	72	36	4	1	100	5
	DG OV7248	4740	5688	237	474	711	948	1896	72	48	4	1	120	6
	DG OV7842	5192	6230	260	519	779	1038	2077	78	42	4	1	140	7
	DG OV7848	5642	6771	282	564	846	1128	2257	78	48	4	1	180	8
	DG OV8442	6459	7751	323	646	969	1292	2584	84	42	6	1	210	10
	DG OV8448	7275	8730	364	727	1091	1455	2910	84	48	6	1	210	10
	DG OV9648	7766	9319	388	777	1165	1553	3106	96	48	8	1	220	10
	DG OV9654	8256	9908	413	826	1238	1651	3303	96	54	8	1	220	10
	DG OV9660	8748	10497	437	875	1312	1750	3499	96	60	8	1	220	10
	DG OV10848	8880	10656	444	888	1332	1776	3552	108	48	8	1	240	11
	DG OV10854	9013	10816	451	901	1352	1803	3605	108	54	8	1	240	11
	DG OV10860	9146	10975	457	915	1372	1829	3658	108	60	8	1	240	11
	DG OV12048	9279	11134	464	928	1392	1856	3711	120	48	8	1	265	12
	DG OV12054	9411	11294	471	941	1412	1882	3765	120	54	8	1	265	12
DG OV12060	9541	11450	477	954	1431	1908	3817	120	60	10	1	265	12	
<p>Oval Tops</p> 	DG OV13248	9830	11796	491	983	1474	1966	3932	132	48	8	2	310	14
	DG OV13254	10118	12142	506	1012	1518	2024	4047	132	54	8	2	310	14
	DG OV13260	10406	12487	520	1041	1561	2081	4162	132	60	10	2	310	14
	DG OV14448	10694	12833	535	1069	1604	2139	4278	144	48	10	2	355	16
	DG OV14454	10982	13179	549	1098	1647	2196	4393	144	54	10	2	355	16
	DG OV14460	11268	13522	563	1127	1690	2254	4507	144	60	10	2	355	16

NOTES

STANDARD FINISHES

For a complete list of standard wood and metal finishes refer to page 5-6.

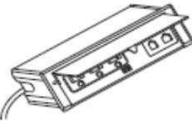
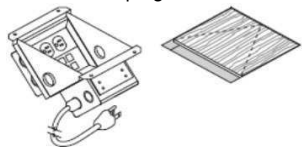
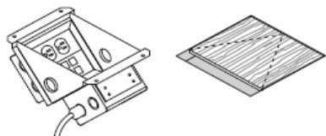
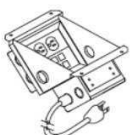
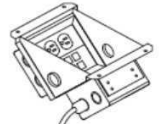
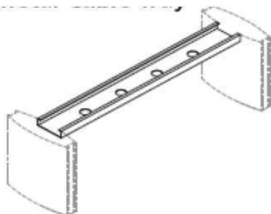
For SSF White on entire conference top, contact Customer Service.

Dimensions are in inches and are approximate.

Contact Customer Service if dimensions are critical.

orders@deccacontract.com

Power and Data Options

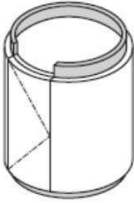
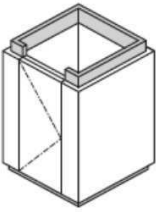
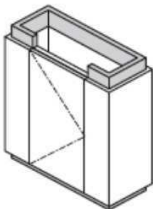
DESCRIPTION	MODEL	Pricing	Specifications
<p><b>Power/Data Supply</b></p> 	FC727	1066	<ul style="list-style-type: none"> <li>- Includes three power receptacles, one RJ-12 telephone and one FJ-46 data outlet and one USB port.</li> <li>- Flip top lid recedes into unit below the surface</li> <li>- 13 AMP Rating</li> <li>- Width: 8" Depth: 5"</li> </ul>
<p><b>Decca Power Point™</b> with cord and plug and access lid</p> 	DPP-WL	2036	<ul style="list-style-type: none"> <li>- 10' cord, three prong plug</li> <li>- 2 wired duplexes</li> <li>- 2 data plates</li> <li>- Veneer matched wood access lid included</li> <li>- Width: 10.25" Depth: 7" Height: 5.876"</li> </ul>
<p><b>Decca Power Point™</b> hardwired with access lid</p> 	DPP-HWL	1972	<ul style="list-style-type: none"> <li>- Hardwired with 7' lead</li> <li>- 2 wired duplexes</li> <li>- 2 data plates</li> <li>- Veneer matched wood access lid included</li> <li>- Width: 10.25" Depth: 7" Height: 5.876"</li> <li>- Note: to be installed by licensed electrician in accordance with local codes and regulations.</li> </ul>
<p><b>Decca Power Point™</b> with cord and plug</p> 	DPP-W	1525	<ul style="list-style-type: none"> <li>- 10' cord, three prong plug</li> <li>- 2 wired duplexes</li> <li>- 2 data plates</li> <li>- Width: 10.25" Depth: 7" Height: 5.876"</li> </ul>
<p><b>Decca Power Point™</b> hardwired</p> 	DPP-HW	1461	<ul style="list-style-type: none"> <li>- Hardwired with 7' lead</li> <li>- 2 wired duplexes</li> <li>- 2 data plates</li> <li>- Width: 10.25" Depth: 7" Height: 5.876"</li> <li>- Note: to be installed by licensed electrician in accordance with local codes and regulations.</li> </ul>
<p><b>Metal Cable Tray</b></p> 	DG CT72	355	for table width from 72" to 121"
	DG CT144	371	for table width from 144" to 217"
	DG CT240	391	for table width from 240" to 289"
			<ul style="list-style-type: none"> <li>- Formed metal raceway conveys cables horizontally along underside of table top</li> <li>- Raceway spans between specified bases. Raceway does not provide structural support</li> <li>- Access holes occur along bottom to facilitate routing of cables</li> <li>- Standard in painted black finish</li> </ul>

NOTES

STANDARD FINISHES  
For a complete list of standard wood finishes refer to general information.

Dimensions are in inches and are approximate.  
Contact Customer Service if dimensions are critical.  
orders@deccacontract.com

**Basis Bases**

DESCRIPTION	MODEL	Pricing			Specifications					
		STANDARD VENEER	PREMIUM VENEER	PREMIUM METAL TRIM UPCHARGE	WIDTH	DEPTH	HEIGHT	WEIGHT	CUBIC FEET	
<b>Round Base</b> with Access 	BA CY18M	1949	2339	390	18	18	27.5	97	7	
	BA CY20M	1970	2364	394	20	20	27.5	115	14	
	BA CY24M	2044	2452	409	24	24	27.5	135	20	
	BA CY30M	2239	2687	448	30	30	27.5	150	26	
	BA CY36M	2435	2922	487	36	36	27.5	165	32	
<b>Square Base</b> with Access 	BA BX18M	1919	2303	384	18	18	27.5	97	7	
	BA BX20M	1950	2340	390	20	20	27.5	115	14	
	BA BX24M	1997	2396	399	24	24	27.5	135	20	
	BA BX30M	2089	2507	418	30	30	27.5	150	26	
	BA BX36M	2181	2617	436	36	36	27.5	165	32	
<b>Rectangular Base</b> with Access 	BA PAT24M	1682	2018	336	24	10	27.5	25	4	
	BA PAT30M	1718	2061	344	30	10	27.5	35	6	
	BA PAT34M	1751	2101	350	34	10	27.5	45	9	
	BA PAT36M	1785	2142	357	36	10	27.5	55	12	

**NOTES**

STANDARD FINISHES

For a complete list of standard wood and metal finishes refer to page 5-6.

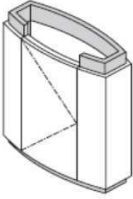
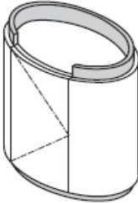
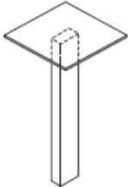
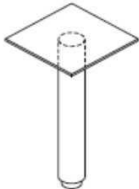
Shaded area on drawing indicates metal finish.

Dimensions are in inches and are approximate.

Contact Customer Service if dimensions are critical.

orders@deccacontract.com

**Basis Bases**

DESCRIPTION	MODEL	Pricing			Specifications					
		STANDARD VENEER	PREMIUM VENEER	PREMIUM METAL TRIM UPCHARGE	WIDTH	DEPTH	HEIGHT	WEIGHT	CUBIC FEET	
<b>Bowed Rectangular Base with Access</b> 	BA BR24M	2165	2597	433	24	10	27.5	25	4	
	BA BR30M	2210	2652	442	30	10	27.5	35	6	
	BA BR34M	2269	2723	454	34	10	27.5	45	9	
	BA BR36M	2328	2794	466	36	10	27.5	55	12	
<b>Oval Base with Access</b> 	BA EL24M	2660	3192	532	24	16	27.5	25	4	
	BA EL30M	2793	3351	559	30	16	27.5	35	6	
	BA EL34M	2867	3440	573	34	16	27.5	45	9	
	BA EL36M	2940	3528	588	36	16	27.5	55	12	
<b>Rectangular Wood Leg</b> 	BA WL	775	930	155	6	3	27.5	25	4	
<b>Round Wood Leg</b> 	BA TL	739	887	148	3	3	27.5	25	4	

**NOTES**

**STANDARD FINISHES**

For a complete list of standard wood and metal finishes refer to page 5-6.

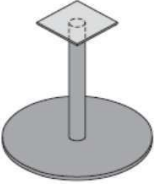
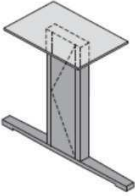
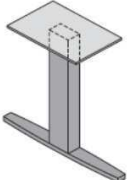
Shaded area on drawing indicates metal finish.

Dimensions are in inches and are approximate.

Contact Customer Service if dimensions are critical.

orders@deccacontract.com

**Basis Bases**

DESCRIPTION	MODEL	Pricing		Specifications					
		STANDARD PAINT	PREMIUM METAL	WIDTH	DEPTH	HEIGHT	WEIGHT	CUBIC FEET	
<b>Disc Base</b> 	<b>BA PT24</b>	<b>1469</b>	<b>1763</b>	<b>24</b>	<b>24</b>	<b>28.75</b>	<b>31</b>	<b>13</b>	
	<b>BA PT30</b>	<b>1618</b>	<b>1942</b>	<b>30</b>	<b>30</b>	<b>28.75</b>	<b>41</b>	<b>21</b>	
<b>T Access Base</b> Provides access to vertical chase for cables 	<b>BA T24M</b>	<b>1618</b>	<b>1942</b>	<b>24</b>	<b>4</b>	<b>28.75</b>	<b>41</b>	<b>21</b>	
	<b>BA T30M</b>	<b>1766</b>	<b>2120</b>	<b>30</b>	<b>4</b>	<b>28.75</b>	<b>41</b>	<b>21</b>	
	<b>BA T36M</b>	<b>1913</b>	<b>2296</b>	<b>36</b>	<b>4</b>	<b>28.75</b>	<b>41</b>	<b>21</b>	
<b>T Base</b> 	<b>BA T24</b>	<b>1174</b>	<b>1409</b>	<b>24</b>	<b>4</b>	<b>28.75</b>	<b>41</b>	<b>21</b>	
	<b>BA T30</b>	<b>1322</b>	<b>1587</b>	<b>30</b>	<b>4</b>	<b>28.75</b>	<b>41</b>	<b>21</b>	
	<b>BA T36</b>	<b>1469</b>	<b>1763</b>	<b>36</b>	<b>4</b>	<b>28.75</b>	<b>45</b>	<b>21</b>	

**BASIS LEGS FEATURES**

- Welded steel construction with standard metal finish: select color per page 6.
- Integral levelers

**NOTES**

**STANDARD FINISHES**

For a complete list of standard wood and metal finishes refer to page 5-6.

Shaded area on drawing indicates metal finish.

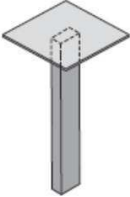
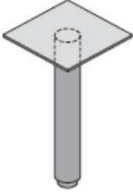
Base includes adjustable glides along perimeter.

Dimensions are in inches and are approximate.

Contact Customer Service if dimensions are critical.

orders@deccacontract.com

**Basis Bases**

DESCRIPTION	MODEL	Pricing		Specifications					
		STANDARD PAINT	PREMIUM METAL	WIDTH	DEPTH	HEIGHT	WEIGHT	CUBIC FEET	
<b>Rectangular Metal Leg</b> 	<b>BA WSL</b>	<b>929</b>	<b>1115</b>	<b>6</b>	<b>3</b>	<b>28.75</b>	<b>25</b>	<b>4</b>	
<b>Round Metal Leg</b> 	<b>BA TSL</b>	<b>887</b>	<b>1064</b>	<b>3</b>	<b>3</b>	<b>28.75</b>	<b>25</b>	<b>4</b>	

**BASIS LEGS FEATURES**

- Welded steel construction with standard metal finish: select color per page 6.
- Integral levelers

**NOTES**

**STANDARD FINISHES**

For a complete list of standard wood and metal finishes refer to page 5-6.

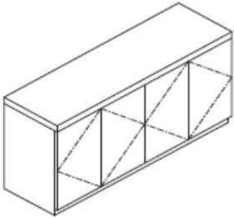
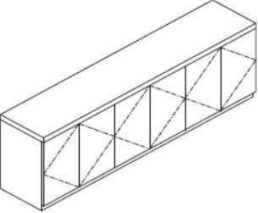
Shaded area on drawing indicates metal finish.

Dimensions are in inches and are approximate.

Contact Customer Service if dimensions are critical.

orders@deccacontract.com

**Basis Credenzas**

DESCRIPTION	MODEL	Pricing				Specifications					
		STANDARD VENEER	PREMIUM VENEER	INLAY	VENEER BORDER	WIDTH	DEPTH	HEIGHT	WEIGHT	CUBIC FEET	
<b>30" ht. Credenza</b> . 4 doors and adjustable wood shelves 	DG BA601829	5749	6899	862	1150	60	18	29	300	32	
	DG BA721829	5870	7044	880	1174	72	18	29	330	34	
	DG BA841829	5990	7189	899	1198	84	18	29	360	36	
<b>30" ht. Credenza</b> . 6 doors and adjustable wood shelves 	DG BA901829	6581	7897	987	1316	90	18	29	400	38	
	DG BA961829	6694	8033	1004	1339	96	18	29	430	40	

**NOTES**

STANDARD FINISHES

For a complete list of standard wood and metal finishes refer to page 5-6.

Dimensions are in inches and are approximate.

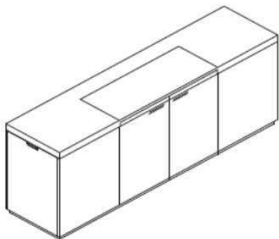
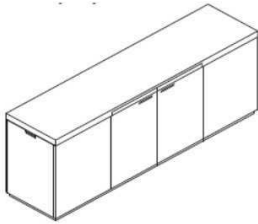
Contact Customer Service if dimensions are critical.

orders@deccacontract.com



**Basis Credenzas**

DESCRIPTION	MODEL	Pricing		Specifications				
		STANDARD VENEER	PREMIUM VENEER	WIDTH	DEPTH	HEIGHT	WEIGHT	CUBIC FEET
<p><b>34" ht. Service Credenza</b></p> <ul style="list-style-type: none"> <li>- Center Doors</li> <li>- Top surface is standard Decca wood veneer with integrated cutlery trays</li> </ul>	DG BASC902234SW	13592	16311	90	22	34	380	55
<p><b>34" ht. Service Credenza</b></p> <ul style="list-style-type: none"> <li>- Center Doors</li> <li>- Top surface Inset is Decca SSF solid surface in white with integrated cutlery trays</li> </ul>	DG BASC902234SS	13761	16513	90	22	34	380	55



- Interior panels are Decca wood veneer
- Exterior panels standard Decca wood veneer
- Center section features paired hinged door, adjustable shelving within
- Left Hand Side features pull out recycling containers
- Right Hand Side features hinged door with space for 2.6 cu ft refrigerator (not included) with integrated venting through rear panels

**NOTES**

**STANDARD FINISHES**

For a complete list of standard wood and metal finishes refer to page 5-6.

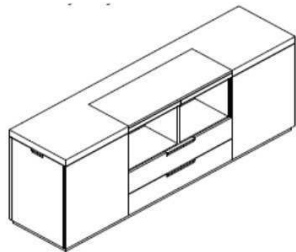
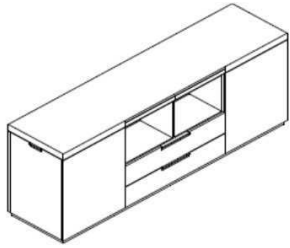
Dimensions are in inches and are approximate.

Contact Customer Service if dimensions are critical.

orders@deccacontract.com

**Basis Credenzas**

DESCRIPTION	MODEL	Pricing		Specifications				
		STANDARD VENEER	PREMIUM VENEER	WIDTH	DEPTH	HEIGHT	WEIGHT	CUBIC FEET
<p><b>34" ht. Service Credenza</b></p> <ul style="list-style-type: none"> <li>- Center Drawers/Open Above</li> <li>- Top surface is standard Decca wood veneer with integrated cutlery trays</li> </ul>	<b>BA SDC9022BCB</b>	<b>13961</b>	<b>16753</b>	<b>90</b>	<b>22</b>	<b>34</b>	<b>380</b>	<b>55</b>
<p><b>34" ht. Service Credenza</b></p> <ul style="list-style-type: none"> <li>- Center Drawers/Open Above</li> <li>- Top surface Inset is Decca SSF solid surface in white with integrated cutlery trays</li> </ul>	<b>BA SDC9022BCSB</b>	<b>14178</b>	<b>17014</b>	<b>90</b>	<b>22</b>	<b>34</b>	<b>380</b>	<b>55</b>



- Interior panels are Decca wood veneer
- Exterior panels standard Decca wood veneer
- Center section features two open storage cubicles standard in Pearl White finish above, twin shallow storage drawers below
- Left Hand Side features pull out recycling containers
- Right Hand Side features hinged door with space for 2.6 cu ft refrigerator (not included) with integrated venting through rear panels

**NOTES**

STANDARD FINISHES

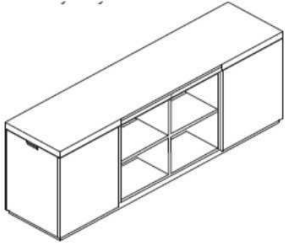
For a complete list of standard wood and metal finishes refer to page 5-6.

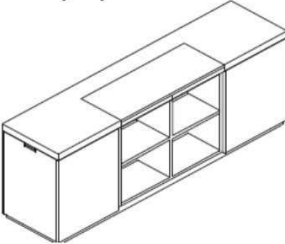
Dimensions are in inches and are approximate.

Contact Customer Service if dimensions are critical.

orders@deccacontract.com

Basis Credenzas

DESCRIPTION	MODEL	Pricing		Specifications				
		STANDARD VENEER	PREMIUM VENEER	WIDTH	DEPTH	HEIGHT	WEIGHT	CUBIC FEET
<p><b>34" ht. Service Credenza</b></p> <ul style="list-style-type: none"> <li>- Center Open</li> <li>- Top surface is standard Decca wood veneer with integrated cutlery trays</li> </ul> 	<b>BA BSO9022BCB</b>	<b>13055</b>	<b>15666</b>	<b>90</b>	<b>22</b>	<b>34</b>	<b>380</b>	<b>55</b>

<p><b>34" ht. Service Credenza</b></p> <ul style="list-style-type: none"> <li>- Center Open</li> <li>- Top surface Inset is Decca SSF solid surface in white with integrated cutlery trays</li> </ul> 	<b>BA BSO9022BCSB</b>	<b>13798</b>	<b>16557</b>	<b>90</b>	<b>22</b>	<b>34</b>	<b>380</b>	<b>55</b>
---	-----------------------	--------------	--------------	-----------	-----------	-----------	------------	-----------

- Interior panels are Decca wood veneer
- Exterior panels standard Decca wood veneer
- Center section features four open storage cubicles standard in Pearl White
- Left Hand Side features pull out recycling containers
- Right Hand Side features hinged door with space for 2.6 cu ft refrigerator (not included) with integrated venting through rear panels

NOTES

STANDARD FINISHES

For a complete list of standard wood and metal finishes refer to page 5-6.

Dimensions are in inches and are approximate.

Contact Customer Service if dimensions are critical.

orders@deccacontract.com

**Basis Media Wall**

The **Basis Media Wall** provides an architectural presence to the modern conference room environment. The Media Wall is composed of three elements, a left hand, center and right hand cabinet, each offering a separate functional attribute. These cabinets are each offered in one standard configuration and finish and are not interchangeable.

**Media Wall installation requires the attachment of units to wall via included wall cleats. Securing of units to the wall is the responsibility of the owner.**

Mounting hardware for flat screen is not included.

**Left Hand Cabinet**

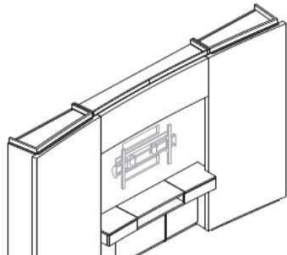
- 15" deep cabinet in painted finish
- Four adjustable shelves in painted finish
- Hinged door in painted finish (locks are optional on door fronts and must be specified at time of order)

**Center Cabinet**

- 6" deep cabinet divided into top and bottom sections in painted finish
- 4" deep vertical wire chase behind entire cabinet
- Removeable panels in both top and bottom sections offers access to vertical wire chase and building power/telephone/data receptacles (F.B.O.)
- Top Section designed to accommodate flat screen monitor mounting brackets (F.B.O.)
- Bottom Section includes storage shelf with two drawers and open center section in Decca White SSF

**Right Hand Cabinet**

- 15" deep cabinet in painted finish
- One coat rod
- One fixed shelf above coat rod in painted finish
- Hinge door in painted finish (locks are optional on door fronts and must be specified at time of order)

DESCRIPTION	MODEL	Pricing		Specifications				
		STANDARD VENEER	PREMIUM VENEER	WIDTH	DEPTH	HEIGHT	WEIGHT	CUBIC FEET
 <p><b>Media Wall Curved</b></p>	<b>BA MWC12618</b>	<b>32124</b>	<b>38549</b>	<b>126</b>	<b>18</b>	<b>84</b>	<b>880</b>	<b>102</b>
	120" Fits up to 42" Flat Screen 60" Clear Width							
	<b>BA MWC14418</b>	<b>35296</b>	<b>42355</b>	<b>144</b>	<b>18</b>	<b>84</b>	<b>980</b>	<b>140</b>
	144" Fits up to 60" Flat Screen 78" Clear Width							

**NOTES**

**STANDARD FINISHES**

For a complete list of standard wood and metal finishes refer to page 5-6.

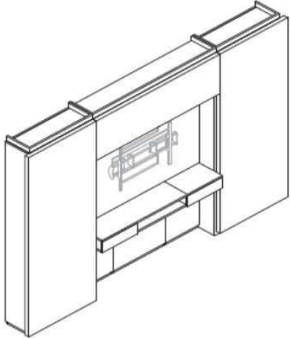
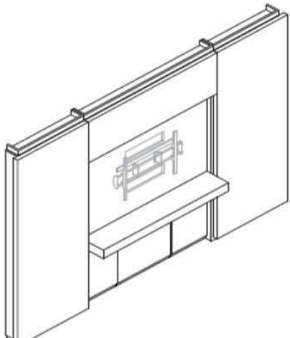
Shaded area on drawing indicates metal finish.

Dimensions are in inches and are approximate.

Contact Customer Service if dimensions are critical.

orders@deccacontract.com

**Basis Media Wall**

DESCRIPTION	MODEL	Pricing		Specifications					
		STANDARD VENEER	PREMIUM VENEER	WIDTH	DEPTH	HEIGHT	WEIGHT	CUBIC FEET	
<b>Media Wall Straight</b> 	<b>BA MWS12618</b> 120" Fits up to 42" Flat Screen 60" Clear Width	<b>30848</b>	<b>37017</b>	<b>126</b>	<b>18</b>	<b>84</b>	<b>880</b>	<b>102</b>	
	<b>BA MWS14418</b> 144" Fits up to 60" Flat Screen 78" Clear Width	<b>32336</b>	<b>38803</b>	<b>144</b>	<b>18</b>	<b>84</b>	<b>980</b>	<b>140</b>	
<b>Media Wall Thin</b> - Bottom Section includes fixed storage shelf only, no drawers are provided. 	<b>BA MWT12612</b> 120" Fits up to 42" Flat Screen 60" Clear Width	<b>27051</b>	<b>32461</b>	<b>126</b>	<b>12</b>	<b>84</b>	<b>880</b>	<b>102</b>	
	<b>BA MWT14412</b> 144" Fits up to 60" Flat Screen 78" Clear Width	<b>32749</b>	<b>39299</b>	<b>144</b>	<b>12</b>	<b>84</b>	<b>980</b>	<b>140</b>	

**NOTES**

**STANDARD FINISHES**

For a complete list of standard wood and metal finishes refer to page 5-6.



Shaded area on drawing indicates metal finish.

Dimensions are in inches and are approximate.

Contact Customer Service if dimensions are critical.

orders@deccacontract.com

Basis Media Wall

DESCRIPTION	MODEL	Pricing		Specifications				
		STANDARD VENEER	PREMIUM VENEER	WIDTH	DEPTH	HEIGHT	WEIGHT	CUBIC FEET
 <p>- Open Storage Cart has two levels of fixed height shelving                      - Welded steel frame construction with standard metal finish: select color per page 6.                      - Interior panels are standard in Pearl White                      - Exterior panels standard Decca wood veneer                      - Top Surface Decca SSF solid surface in white                      - Heavy duty casters in silver painted finish with 4" diameter black non-marring treads</p>	<b>BA MC433034</b>	<b>3720</b>	<b>4464</b>	<b>43</b>	<b>30</b>	<b>34</b>	<b>145</b>	<b>20</b>
 <p>- Open/Closed Storage Cart has one level of fixed height shelving and pull out storage drawer on each side.                      - Welded steel frame construction with standard metal finish: select color per page 6.                      - Interior panels are standard in Pearl White                      - Exterior panels standard Decca wood veneer                      - Top Surface Decca SSF solid surface in white                      - Heavy duty casters in silver painted finish with 4" diameter black non-marring treads</p>	<b>BA MC433034F</b>	<b>3903</b>	<b>4683</b>	<b>43</b>	<b>30</b>	<b>34</b>	<b>145</b>	<b>20</b>

NOTES

STANDARD FINISHES

For a complete list of standard wood and metal finishes refer to page 5-6.

Shaded area on drawing indicates metal finish.

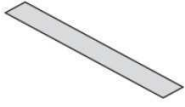
Dimensions are in inches and are approximate.

Contact Customer Service if dimensions are critical.

orders@deccacontract.com

**Dialogue Conference Table Tops**

Accent Panel with Metal Frame Surround



DESCRIPTION	MODEL	Pricing		Specifications	
		PAINTED FRAME FINISH	PREMIUM METAL FRAME FINISH		
<b>Inlay: Frosted Mirror</b> .25 thick frosted mirror with etched satin surface finish	DG 72XMAP	1340	1608	for table width from 72" to 120"	inlay in 1 section
	DG 144XMAP	2010	2412	for table width from 144" to 216"	inlay in 2 sections
	DG 240XMAP	2680	3216	for table width from 240" to 282"	inlay in 3 sections
<b>Inlay: Black Mirror</b> .25 thick black mirror with etched satin surface finish	DG 72BMAP	1340	1608	for table width from 72" to 120"	inlay in 1 section
	DG 144BMAP	2010	2412	for table width from 144" to 216"	inlay in 2 sections
	DG 240BMAP	2680	3216	for table width from 240" to 282"	inlay in 3 sections
<b>Inlay: Black Glass</b> .25 thick black glass with polished surface finish	DG 72TPAP	1340	1608	for table width from 72" to 120"	inlay in 1 section
	DG 144TPAP	2010	2412	for table width from 144" to 216"	inlay in 2 sections
	DG 240TPAP	2680	3216	for table width from 240" to 282"	inlay in 3 sections
<b>Inlay: White SSF</b> .25 thick white acrylic with honed surface finish	DG 72SSFWAP	1676	2011	for table width from 72" to 120"	inlay in 1 section
	DG 144SSFWAP	2346	2815	for table width from 144" to 216"	inlay in 2 sections
	DG 240SSFWAP	3350	4020	for table width from 240" to 282"	inlay in 3 sections
<b>Inlay: Premium Veneer</b>	DG 72VWAP	2346	2815	for table width from 72" to 120"	inlay in 1 section
	DG 144VWAP	2846	3415	for table width from 144" to 216"	inlay in 2 sections
	DG 240VWAP	3350	4020	for table width from 240" to 282"	inlay in 3 sections
<b>Inlay: Exotic Veneer</b>	Please contact Customer Service for exotic veneer pricing				

**NOTES**

STANDARD FINISHES

For a complete list of standard wood and metal finishes refer to page 5-6.

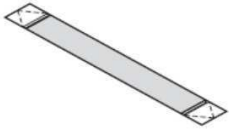
Dimensions are in inches and are approximate.

Contact Customer Service if dimensions are critical.

orders@deccacontract.com

**Dialogue Conference Table Tops**

Accent Panel with Metal Frame Surround and Access Lid(s)



DESCRIPTION	MODEL	Pricing		Specifications	
		PAINTED FRAME FINISH	PREMIUM METAL FRAME FINISH		
<b>Inlay: Frosted Mirror</b> .25 thick frosted mirror with etched satin surface finish	DG 72XMAPL	2170	2604	for table width from 72" to 120"	inlay in 1 section
	DG 144XMAPL	2808	3369	for table width from 144" to 216"	inlay in 2 sections
	DG 240XMAPL	3446	4135	for table width from 240" to 282"	inlay in 3 sections
<b>Inlay: Black Mirror</b> .25 thick black mirror with etched satin surface finish	DG 72BMAPL	2170	2604	for table width from 72" to 120"	inlay in 1 section
	DG 144BMAPL	2808	3369	for table width from 144" to 216"	inlay in 2 sections
	DG 240BMAPL	3446	4135	for table width from 240" to 282"	inlay in 3 sections
<b>Inlay: Black Glass</b> .25 thick black glass with polished surface finish	DG 72TPAPL	2170	2604	for table width from 72" to 120"	inlay in 1 section
	DG 144TPAPL	2808	3369	for table width from 144" to 216"	inlay in 2 sections
	DG 240TPAPL	3446	4135	for table width from 240" to 282"	inlay in 3 sections
<b>Inlay: White SSF</b> .25 thick white acrylic with honed surface finish	DG 72SSFWAPL	2489	2986	for table width from 72" to 120"	inlay in 1 section
	DG 144SSFWAPL	3127	3752	for table width from 144" to 216"	inlay in 2 sections
	DG 240SSFWAPL	4084	4901	for table width from 240" to 282"	inlay in 3 sections
<b>Inlay: Premium Veneer</b>	DG 72VWAPL	2489	2986	for table width from 72" to 120"	inlay in 1 section
	DG 144VWAPL	3127	3752	for table width from 144" to 216"	inlay in 2 sections
	DG 240VWAPL	4084	4901	for table width from 240" to 282"	inlay in 3 sections
<b>Inlay: Exotic Veneer</b>	Please contact Customer Service for exotic veneer pricing				

Accent panels with access doors do not include power or data connections. Please see page 20 for power data options.

**NOTES**

**STANDARD FINISHES**

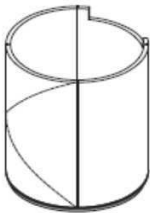
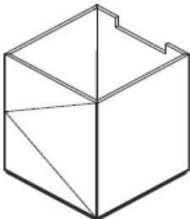
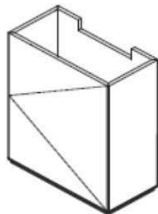
For a complete list of standard wood and metal finishes refer to page 5-6.

Dimensions are in inches and are approximate.

Contact Customer Service if dimensions are critical.  
orders@deccacontract.com



Dialogue Bases

DESCRIPTION	MODEL	Pricing					Specifications				
		STANDARD VENEER	PREMIUM VENEER	PREMIUM METAL BASE UPCHARGE	PAINTED PANEL	GLASS PANEL	WIDTH	DEPTH	HEIGHT	WEIGHT	CUBIC FEET
<b>Round Base</b> with Access 	DG CY18MR	1623	1948	325	1623	n/a	18	18	28.75	97	7
	DG CY20MR	1644	1973	329	1644	n/a	20	20	28.75	115	14
	DG CY24MR	1733	2080	347	1733	n/a	24	24	28.75	135	20
	DG CY30MR	2073	2487	415	2073	n/a	30	30	28.75	150	26
	DG CY36MR	2321	2785	464	2321	n/a	36	36	28.75	165	32
	DG CY48MR	2600	3120	520	2600	n/a	48	48	28.75	180	38
<b>Square Base</b> with Access 	DG BX18MR	1517	1821	303	1517	2031	18	18	28.75	97	7
	DG BX20MR	1537	1844	307	1537	2054	20	20	28.75	115	14
	DG BX24MR	1644	1973	329	1644	2183	24	24	28.75	135	20
	DG BX30MR	1768	2121	354	1768	2331	30	30	28.75	150	26
	DG BX36MR	1981	2377	396	1981	2587	36	36	28.75	165	32
	DG BX48MR	2218	2662	444	2218	2872	48	48	28.75	180	38
<b>Rectangular Base</b> with Access 	DG PAT24MR	1511	1813	302	1511	2023	24	10	28.75	30	4
	DG PAT30MR	1551	1861	310	1551	2071	30	10	28.75	50	6
	DG PAT36MR	1586	1904	317	1586	2114	36	10	28.75	60	8

DIALOGUE BASES FEATURE

- Recessed metal base with integral levelers
- Vertical metal corner accents
- Hinged panel for internal access
- Open bottom to access floor outlets

NOTES

STANDARD FINISHES

For a complete list of standard wood and metal finishes refer to page 5-6.

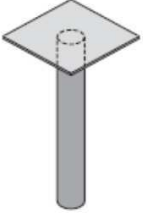
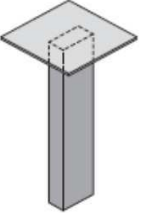
Shaded area on drawing indicates metal finish.

Dimensions are in inches and are approximate.

Contact Customer Service if dimensions are critical.

orders@deccacontract.com

Dialogue Bases

DESCRIPTION	MODEL	Pricing		Specifications					
		STANDARD PAINT	PREMIUM METAL	WIDTH	DEPTH	HEIGHT	WEIGHT	CUBIC FEET	
<b>Round Metal Leg</b> 	<b>DG ML</b>	<b>687</b>	<b>824</b>	<b>4</b>	<b>4</b>	<b>28.75</b>	<b>25</b>	<b>2</b>	
<b>Rectangular Metal Leg</b> 	<b>DG WML</b>	<b>687</b>	<b>824</b>	<b>6</b>	<b>3</b>	<b>28.75</b>	<b>25</b>	<b>4</b>	

metal finish: select color per page 6.  
 - Integral levelers

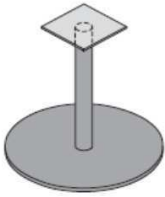

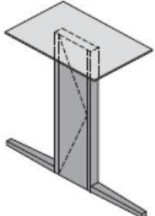
NOTES

STANDARD FINISHES  
 For a complete list of standard wood and metal finishes refer to page 5-6.

Shaded area on drawing indicates metal finish.

Dimensions are in inches and are approximate.  
 Contact Customer Service if dimensions are critical.  
[orders@deccacontract.com](mailto:orders@deccacontract.com)

Dialogue Bases

DESCRIPTION	MODEL	Pricing		Specifications					
		STANDARD PAINT	PREMIUM METAL	WIDTH	DEPTH	HEIGHT	WEIGHT	CUBIC FEET	
	DG PT24	930	1116	24	24	28.75	31	13	
	DG PT30	1010	1211	30	30	28.75	41	21	
	DG PT36	1095	1314	36	36	28.75	41	21	
	DG CM24	2310	2772	24	24	28.75	31	13	
	DG CM30	2541	3049	30	30	28.75	41	21	
	DG CM36	2795	3354	36	36	28.75	45	28	
	DG CM3022	3076	3691	30	22	28.75	41	21	
	DG CM3624	3384	4061	36	24	28.75	60	38	
	DG CM4230	3723	4467	42	30	28.75	66	45	
	DG CM4040	3983	4780	40	40	28.75	66	45	
	DG T24M	962	1155	24	4	28.75	31	13	
	DG T30M	1013	1216	30	4	28.75	41	21	
	DG T36M	1064	1277	36	4	28.75	45	28	

DIALOGUE LEGS FEATURE

- Welded steel construction with standard metal finish: select color per page 6.
- Integral levelers

NOTES

STANDARD FINISHES

For a complete list of standard wood and metal finishes refer to page 5-6.

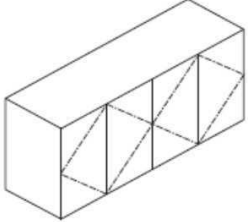
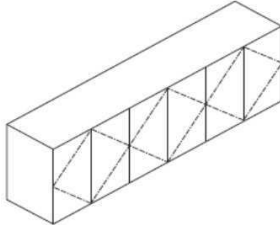
Shaded area on drawing indicates metal finish.

Dimensions are in inches and are approximate.

Contact Customer Service if dimensions are critical.

orders@deccacontract.com

Dialogue Credenzas

DESCRIPTION	MODEL	Pricing					Specifications				
		STANDARD VENEER	PREMIUM VENEER	PREMIUM METAL BASE UPCHARGE	GLASS TOP UPCHARGE	SSF TOP UPCHARGE	WIDTH	DEPTH	HEIGHT	WEIGHT	CUBIC FEET
<b>30" ht. Credenza</b> . 4 doors and adjustable wood shelves 	DG NVC601830	5179	6215	1036	551	1292	60	18	30	300	32
	DG NVC721830	5286	6344	1057	551	1292	72	18	30	330	34
	DG NVC841830	5391	6469	1078	551	1292	84	18	30	360	36
<b>30" ht. Credenza</b> . 6 doors and adjustable wood shelves 	DG NVC901830	5626	6751	1125	551	1292	90	18	30	400	38
	DG NVC961830	5722	6867	1144	551	1292	96	18	30	430	40

DIALOGUE CREDENZA FEATURES

- Recessed welded steel base with standard metal finish: select color per page 6.
- Mitered case construction
- Inset top surface options

NOTES

STANDARD FINISHES

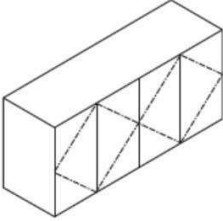
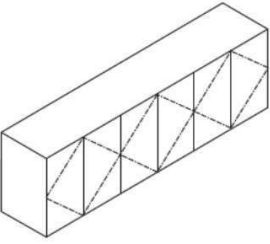
For a complete list of standard wood and metal finishes refer to page 5-6.

Dimensions are in inches and are approximate.

Contact Customer Service if dimensions are critical.

orders@deccacontract.com

Dialogue Credenzas

DESCRIPTION	MODEL	Pricing					Specifications				
		STANDARD VENEER	PREMIUM VENEER	PREMIUM METAL BASE UPCHARGE	GLASS TOP UPCHARGE	SSF TOP UPCHARGE	WIDTH	DEPTH	HEIGHT	WEIGHT	CUBIC FEET
	DG NVC602236S	6009	7210	1202	551	1292	60	22	36	330	33
	DG NVC722236S	6134	7361	1227	551	1292	72	22	36	363	35
	DG NVC842236S	6260	7511	1252	551	1292	84	22	36	390	37
<ul style="list-style-type: none"> <li>- Left Section features twin recycling containers on roll out frame</li> <li>- Center section with roll out wood trays</li> <li>- Right section features hinged door with space suitable for 1.6 cu.ft. refrigerator (not included) with venting provided through rear panels</li> </ul>											
	DG NVC902236S	7243	8691	1449	551	1292	90	22	36	420	39
	DG NVC962236S	7364	8837	1473	551	1292	96	22	36	455	40

- Left Section features twin recycling containers on roll out frame
- Center section with roll out wood trays
- Right section features hinged door with space suitable for 1.6 cu.ft. refrigerator (not included) with venting provided through rear panels

DIALOGUE CREDENZA FEATURES

- Recessed welded steel base with standard metal finish: select color per page 6.
- Mitered case construction
- Inset top surface options

NOTES

STANDARD FINISHES

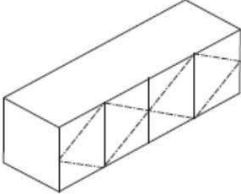
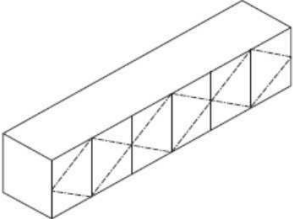
For a complete list of standard wood and metal finishes refer to page 5-6.

Dimensions are in inches and are approximate.

Contact Customer Service if dimensions are critical.

orders@deccacontract.com

Dialogue Credenzas

DESCRIPTION	MODEL	Pricing					Specifications				
		STANDARD VENEER	PREMIUM VENEER	PREMIUM METAL BASE UPCHARGE	GLASS TOP UPCHARGE	SSF TOP UPCHARGE	WIDTH	DEPTH	HEIGHT	WEIGHT	CUBIC FEET
<b>22" ht. Continental Credenza</b> . 4 doors and adjustable wood shelves 	DG NVC601822	4662	5595	932	551	1292	60	18	22	300	32
	DG NVC721822	4759	5711	952	551	1292	72	18	22	330	34
	DG NVC841822	4852	5823	970	551	1292	84	18	22	360	36
<b>22" ht. Continental Credenza</b> . 6 doors and adjustable wood shelves 	DG NVC901822	5330	6396	1066	551	1292	90	18	22	400	38
	DG NVC961822	5422	6506	1084	551	1292	96	18	22	430	40

DIALOGUE CREDENZA FEATURES

- Recessed welded steel base with standard metal finish: select color per page 6.
- Mitered case construction
- Inset top surface options

NOTES

STANDARD FINISHES

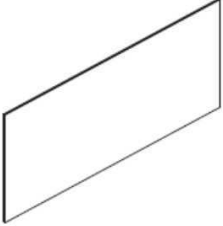
For a complete list of standard wood and metal finishes refer to page 5-6.

Dimensions are in inches and are approximate.

Contact Customer Service if dimensions are critical.

orders@deccacontract.com

Dialogue Idea Panel

DESCRIPTION	MODEL	Pricing		Specifications			
		STANDARD METAL	PREMIUM METAL	WIDTH	HEIGHT	WEIGHT	CUBIC FEET
	DG VB7236T	3672	4406	72	36	160	4
	DG VB7836T	3877	4653	78	36	165	4
	DG VB8436T	4106	4927	84	36	170	4
	DG VB7248T	3865	4637	72	48	165	5
	DG VB7848T	4082	4898	78	48	170	5
	DG VB8448T	4319	5183	84	48	173	6

- Welded steel frame with standard metal finish: select color per page 6
- Integrated "z" clip wall attachment
- .25 inch thick back painted glass panel.  
Back painted glass is standard
- **Mounting of Idea Panel to the wall is the responsibility of the owner**

NOTES

STANDARD FINISHES

For a complete list of standard wood and metal finishes refer to page 5-6.

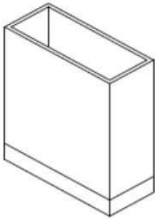
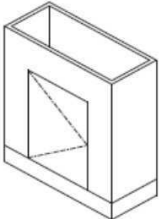
Shaded area on drawing indicates metal finish.

Dimensions are in inches and are approximate.

Contact Customer Service if dimensions are critical.

orders@deccacontract.com

Index Bases

DESCRIPTION	MODEL	Pricing		Specifications					
		STANDARD VENEER	PREMIUM VENEER	WIDTH	DEPTH	HEIGHT	WEIGHT	CUBIC FEET	
<b>Rectangular Base</b> 	<b>DX PA24F</b>	<b>1068</b>	<b>1282</b>	<b>24</b>	<b>10</b>	<b>28.75</b>	<b>30</b>	<b>4</b>	
	<b>DX PA30F</b>	<b>1107</b>	<b>1328</b>	<b>30</b>	<b>10</b>	<b>28.75</b>	<b>50</b>	<b>6</b>	
	<b>DX PA36F</b>	<b>1145</b>	<b>1374</b>	<b>36</b>	<b>10</b>	<b>28.75</b>	<b>60</b>	<b>8</b>	
<b>Rectangular Base with Access</b> 	<b>DX PA24FM</b>	<b>1511</b>	<b>1813</b>	<b>24</b>	<b>10</b>	<b>28.75</b>	<b>30</b>	<b>4</b>	
	<b>DX PA30FM</b>	<b>1551</b>	<b>1861</b>	<b>30</b>	<b>10</b>	<b>28.75</b>	<b>50</b>	<b>6</b>	
	<b>DX PA36FM</b>	<b>1586</b>	<b>1904</b>	<b>36</b>	<b>10</b>	<b>28.75</b>	<b>60</b>	<b>8</b>	

INDEX BASES FEATURE

- Flush detail base with integral levelers
- Hinged panel for internal access (optional)
- Open bottom for floor access

NOTES

STANDARD FINISHES

For a complete list of standard wood and metal finishes refer to page 5-6.


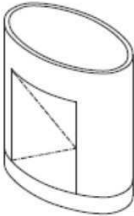
Dimensions are in inches and are approximate.

Contact Customer Service if dimensions are critical.

orders@deccacontract.com



Index Bases

DESCRIPTION	MODEL	Pricing		Specifications					
		STANDARD VENEER	PREMIUM VENEER	WIDTH	DEPTH	HEIGHT	WEIGHT	CUBIC FEET	
<b>Oval Base</b> 	<b>DX BL24F</b>	<b>1293</b>	<b>1551</b>	<b>24</b>	<b>16</b>	<b>28.75</b>	<b>30</b>	<b>4</b>	
	<b>DX BL30F</b>	<b>1388</b>	<b>1666</b>	<b>30</b>	<b>16</b>	<b>28.75</b>	<b>50</b>	<b>6</b>	
	<b>DX BL36F</b>	<b>1602</b>	<b>1922</b>	<b>36</b>	<b>16</b>	<b>28.75</b>	<b>60</b>	<b>8</b>	
<b>Oval Base with Access</b> 	<b>DX BL24FM</b>	<b>1680</b>	<b>2016</b>	<b>24</b>	<b>16</b>	<b>28.75</b>	<b>30</b>	<b>4</b>	
	<b>DX BL30FM</b>	<b>1709</b>	<b>2051</b>	<b>30</b>	<b>16</b>	<b>28.75</b>	<b>50</b>	<b>6</b>	
	<b>DX BL36FM</b>	<b>1749</b>	<b>2098</b>	<b>36</b>	<b>16</b>	<b>28.75</b>	<b>60</b>	<b>8</b>	

INDEX BASES FEATURE

- Flush detail base with integral levelers
- Hinged panel for internal access (optional)
- Open bottom for floor access

NOTES

STANDARD FINISHES


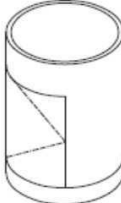
For a complete list of standard wood and metal finishes refer to page 5-6.

Dimensions are in inches and are approximate.

Contact Customer Service if dimensions are critical.

orders@deccacontract.com

Index Bases

DESCRIPTION	MODEL	Pricing		Specifications					
		STANDARD VENEER	PREMIUM VENEER	WIDTH	DEPTH	HEIGHT	WEIGHT	CUBIC FEET	
<b>Round Base</b> 	DX CY18F	1179	1415	18	18	28.75	97	7	
	DX CY20F	1201	1441	20	20	28.75	115	14	
	DX CY24F	1572	1887	24	24	28.75	135	20	
	DX CY30F	1768	2121	30	30	28.75	150	26	
	DX CY36F	1981	2377	36	36	28.75	165	32	
	DX CY48F	2218	2662	48	48	28.75	180	38	
<b>Round Base with Access</b> 	DX CY18FM	1623	1948	18	18	28.75	97	7	
	DX CY20FM	1644	1973	20	20	28.75	115	14	
	DX CY24FM	1733	2080	24	24	28.75	135	20	
	DX CY30FM	2073	2487	30	30	28.75	150	26	
	DX CY36FM	2321	2785	36	36	28.75	165	32	
	DX CY48FM	2600	3120	48	48	28.75	180	38	

INDEX BASES FEATURE

- Flush detail base with integral levelers
- Hinged panel for internal access (optional)
- Open bottom for floor access

NOTES

STANDARD FINISHES

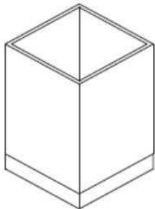
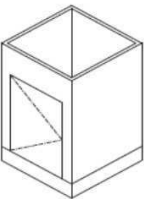
For a complete list of standard wood and metal finishes refer to page 5-6.

Dimensions are in inches and are approximate.

Contact Customer Service if dimensions are critical.

orders@deccacontract.com

Index Bases

DESCRIPTION	MODEL	Pricing		Specifications					
		STANDARD VENEER	PREMIUM VENEER	WIDTH	DEPTH	HEIGHT	WEIGHT	CUBIC FEET	
<b>Square Base</b> 	DX BX18F	1127	1352	18	18	28.75	97	7	
	DX BX20F	1150	1380	20	20	28.75	115	14	
	DX BX24F	1501	1801	24	24	28.75	135	20	
	DX BX30F	1709	2051	30	30	28.75	150	26	
	DX BX36F	1912	2294	36	36	28.75	165	32	
	DX BX48F	2141	2570	48	48	28.75	180	38	
<b>Square Base with Access</b> 	DX BX18FM	1593	1911	18	18	28.75	97	7	
	DX BX20FM	1613	1936	20	20	28.75	115	14	
	DX BX24FM	1726	2071	24	24	28.75	135	20	
	DX BX30FM	1856	2227	30	30	28.75	150	26	
	DX BX36FM	2080	2496	36	36	28.75	165	32	
	DX BX48FM	2329	2795	48	48	28.75	180	38	

INDEX BASES FEATURE

- Flush detail base with integral levelers
- Hinged panel for internal access (optional)
- Open bottom for floor access

NOTES

STANDARD FINISHES

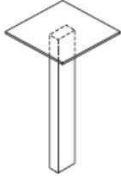
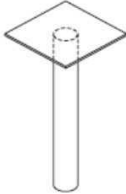
For a complete list of standard wood and metal finishes refer to page 5-6.

Dimensions are in inches and are approximate.

Contact Customer Service if dimensions are critical.

orders@deccacontract.com

Index Legs

DESCRIPTION	MODEL	Pricing		Specifications				
		STANDARD VENEER	PREMIUM VENEER	WIDTH	DEPTH	HEIGHT	WEIGHT	CUBIC FEET
<b>Rectangular Wood</b> 	<b>DX WL</b>	<b>664</b>	<b>796</b>	<b>2</b>	<b>4</b>	<b>28.75</b>	<b>25</b>	<b>2</b>
<b>Round Wood</b> 	<b>DX TL</b>	<b>717</b>	<b>861</b>	<b>4</b>	<b>4</b>	<b>28.75</b>	<b>25</b>	<b>2</b>

INDEX LEGS FEATURE

- Welded steel construction with standard metal finish: select color per page 6.
- Integral levelers

NOTES

STANDARD FINISHES

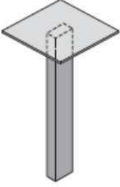
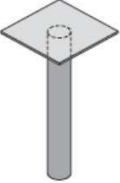
For a complete list of standard wood and metal finishes refer to page 5-6.

Dimensions are in inches and are approximate.

Contact Customer Service if dimensions are critical.

orders@deccacontract.com

Index Legs

DESCRIPTION	MODEL	Pricing		Specifications					
		STANDARD PAINT	PREMIUM METAL	WIDTH	DEPTH	HEIGHT	WEIGHT	CUBIC FEET	
<b>Rectangular Metal</b> 	<b>DX WSL</b>	<b>623</b>	<b>747</b>	<b>2</b>	<b>4</b>	<b>28.75</b>	<b>25</b>	<b>2</b>	
<b>Round Metal</b> 	<b>DX TSL</b>	<b>664</b>	<b>796</b>	<b>4</b>	<b>4</b>	<b>28.75</b>	<b>25</b>	<b>2</b>	

INDEX LEGS FEATURE

- Welded steel construction with standard metal finish: select color per page 6.
- Integral levelers

NOTES

STANDARD FINISHES

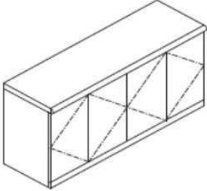
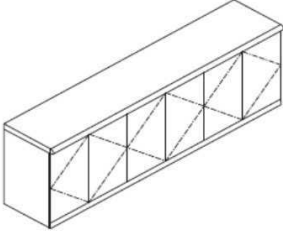
For a complete list of standard wood and metal finishes refer to page 5-6.

Dimensions are in inches and are approximate.

Contact Customer Service if dimensions are critical.

orders@deccacontract.com

Index Credenzas

DESCRIPTION	MODEL	Pricing				Specifications					
		STANDARD VENEER	PREMIUM VENEER	INLAY	VENEER BORDER	WIDTH	DEPTH	HEIGHT	WEIGHT	CUBIC FEET	
<b>30" ht. Credenza</b> . 4 doors and adjustable wood shelves 	DG DXC601830	5179	6215	777	1036	60	18	30	300	32	
	DG DXC721830	5286	6344	793	1057	72	18	30	330	34	
	DG DXC841830	5391	6469	809	1078	84	18	30	360	36	
<b>30" ht. Credenza</b> . 6 doors and adjustable wood shelves 	DG DXC901830	5922	7106	888	1184	90	18	30	400	38	
	DG DXC961830	6024	7229	904	1205	96	18	30	430	40	

NOTES

STANDARD FINISHES

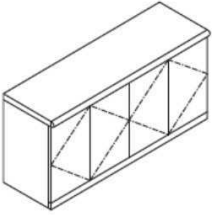
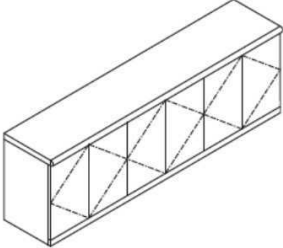
For a complete list of standard wood and metal finishes refer to page 5-6.

Dimensions are in inches and are approximate.

Contact Customer Service if dimensions are critical.

orders@deccacontract.com

Index Credenzas

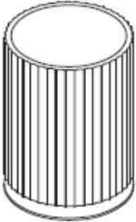

DESCRIPTION	MODEL	Pricing				Specifications					
		STANDARD VENEER	PREMIUM VENEER	INLAY	VENEER BORDER	WIDTH	DEPTH	HEIGHT	WEIGHT	CUBIC FEET	
 <p>- Left Section features twin recycling containers on roll out frame - Right section features hinged door with space suitable for 1.6 cu.ft. refrigerator (not included) with venting provided through rear panels</p>	DG DXC602236S	5439	6526	816	1088	60	22	36	330	32	
	DG DXC722236S	5552	6662	833	1110	72	22	36	360	34	
	DG DXC842236S	5660	6792	849	1132	84	22	36	380	36	
 <p>- Left Section features twin recycling containers on roll out frame - Center section with roll out wood trays - Right section features hinged door with space suitable for 1.6 cu.ft. refrigerator (not included) with venting provided through rear panels</p>	DG DXSC902236S	6218	7462	933	1244	90	22	36	410	38	
	DG DXSC962236S	6325	7590	949	1265	96	22	36	410	40	

NOTES

STANDARD FINISHES  
For a complete list of standard wood and metal finishes refer to page 5-6.

Dimensions are in inches and are approximate.  
Contact Customer Service if dimensions are critical.  
orders@deccacontract.com

Palladia Moderne Bases

DESCRIPTION	MODEL	Pricing		Specifications					
		STANDARD VENEER	PREMIUM VENEER	WIDTH	DEPTH	HEIGHT	WEIGHT	CUBIC FEET	
 <p>Fluted Round Base</p>	PD CY18F	3574	4288	18	18	28.75	97	7	
	PD CY20F	4002	4803	20	20	28.75	115	14	
	PD CY24F	4484	5380	24	24	28.75	135	20	
	PD CY30F	5023	6027	30	30	28.75	150	26	
	PD CY36F	5625	6749	36	36	28.75	165	32	
	PD CY48F	6300	7560	48	48	28.75	180	38	
 <p>Fluted Round Base with Access</p>	PD CY18MF	5362	6434	18	18	28.75	97	7	
	PD CY20MF	6005	7206	20	20	28.75	115	14	
	PD CY24MF	6725	8070	24	24	28.75	135	20	
	PD CY30MF	7531	9038	30	30	28.75	150	26	
	PD CY36MF	8436	10123	36	36	28.75	165	32	
	PD CY48MF	9448	11338	48	48	28.75	180	38	

PALLADIA MODERNE BASES FEATURE

- Signature Fluted Wood
- Carved wood base with integral levelers
- Hinged panel for internal access (optional)
- Open bottom for floor access

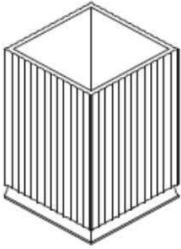
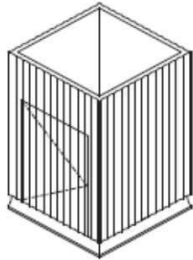
NOTES

STANDARD FINISHES  
 For a complete list of standard wood and metal finishes refer to page 5-6.

Dimensions are in inches and are approximate.  
 Contact Customer Service if dimensions are critical.  
[orders@deccacontract.com](mailto:orders@deccacontract.com)



Palladia Moderne Bases

DESCRIPTION	MODEL	Pricing		Specifications				
		STANDARD VENEER	PREMIUM VENEER	WIDTH	DEPTH	HEIGHT	WEIGHT	CUBIC FEET
<b>Fluted Square Base</b> 	PD BX18F	3216	3859	18	18	28.75	97	7
	PD BX20F	3602	4322	20	20	28.75	115	14
	PD BX24F	4036	4843	24	24	28.75	135	20
	PD BX30F	4519	5422	30	30	28.75	150	26
	PD BX36F	5060	6073	36	36	28.75	165	32
	PD BX48F	5669	6803	48	48	28.75	180	38
<b>Fluted Square Base with Access</b> 	PD BX18MF	4824	5789	18	18	28.75	97	7
	PD BX20MF	5403	6484	20	20	28.75	115	14
	PD BX24MF	6052	7263	24	24	28.75	135	20
	PD BX30MF	6779	8134	30	30	28.75	150	26
	PD BX36MF	7591	9110	36	36	28.75	165	32
	PD BX48MF	8502	10202	48	48	28.75	180	38

PALLADIA MODERNE BASES FEATURE

- Signature Fluted Wood
- Carved wood base with integral levelers
- Hinged panel for internal access (optional)
- Open bottom for floor access

NOTES

STANDARD FINISHES

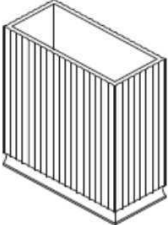
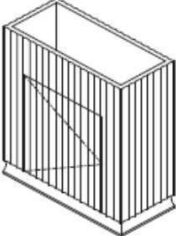
For a complete list of standard wood and metal finishes refer to page 5-6.

Dimensions are in inches and are approximate.

Contact Customer Service if dimensions are critical.

orders@deccacontract.com

Palladia Moderne Bases

DESCRIPTION	MODEL	Pricing		Specifications					
		STANDARD VENEER	PREMIUM VENEER	WIDTH	DEPTH	HEIGHT	WEIGHT	CUBIC FEET	
 <p>Fluted Rectangular Base</p>	PD PAT24F	2674	3209	24	10	28.75	30	4	
	PD PAT30F	2991	3589	30	10	28.75	50	6	
	PD PAT36F	3350	4020	36	10	28.75	60	8	
 <p>Fluted Rectangular Base with Access</p>	PD PAT24MF	4011	4814	24	10	28.75	30	4	
	PD PAT30MF	4487	5384	30	10	28.75	50	6	
	PD PAT36MF	5026	6031	36	10	28.75	60	8	

PALLADIA MODERNE BASES FEATURE

- Signature Fluted Wood
- Carved wood base with integral levelers
- Hinged panel for internal access (optional)
- Open bottom for floor access

NOTES

STANDARD FINISHES

For a complete list of standard wood and metal finishes refer to page 5-6.

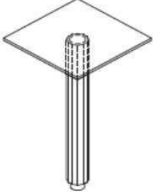
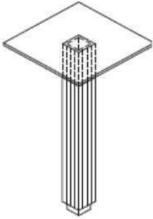
Shaded area on drawing indicates metal finish.

Dimensions are in inches and are approximate.

Contact Customer Service if dimensions are critical.

orders@deccacontract.com

Palladia Moderne Legs

DESCRIPTION	MODEL	Pricing		Specifications				
		STANDARD VENEER	PREMIUM VENEER	WIDTH	DEPTH	HEIGHT	WEIGHT	CUBIC FEET
Fluted Round Wood Leg 	PD WF	1029	1235	4	4	28.75	6	2
Fluted Square Wood Leg 	PD RF	926	1111	4	4	28.75	6	2

PALLADIA MODERNE LEGS FEATURE

- Signature Fluted Wood

NOTES

STANDARD FINISHES

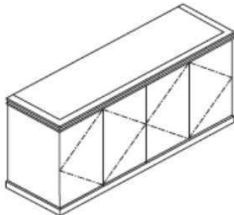
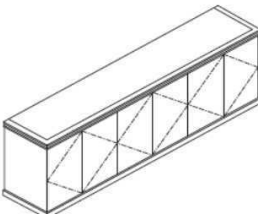
For a complete list of standard wood and metal finishes refer to page 5-6.

Dimensions are in inches and are approximate.

Contact Customer Service if dimensions are critical.

orders@deccacontract.com

Palladia Moderne Credenzas

DESCRIPTION	MODEL	Pricing			Specifications					
		STANDARD VENEER	PREMIUM VENEER	INLAY	WIDTH	DEPTH	HEIGHT	WEIGHT	CUBIC FEET	
<b>30" Ht. Credenza</b> . 4 doors and adjustable wood shelves 	DG PDC601830	6898	8278	1035	60	18	30	300	32	
	DG PDC721830	7044	8453	1057	72	18	30	330	34	
	DG PDC841830	7188	8626	1078	84	18	30	360	36	
<b>30" Ht. Credenza</b> . 6 doors and adjustable wood shelves 	DG PDC901830	7610	9133	1142	90	18	30	400	38	
	DG PDC961830	8033	9639	1205	96	18	30	430	40	

NOTES

STANDARD FINISHES

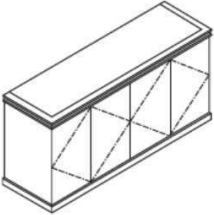
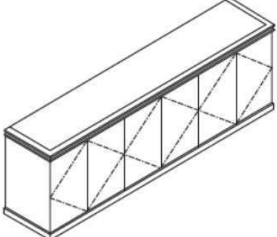
For a complete list of standard wood and metal finishes refer to page 5-6.

Dimensions are in inches and are approximate.

Contact Customer Service if dimensions are critical.

orders@deccacontract.com

Palladia Moderne Credenzas

DESCRIPTION	MODEL	Pricing			Specifications					
		STANDARD VENEER	PREMIUM VENEER	INLAY	WIDTH	DEPTH	HEIGHT	WEIGHT	CUBIC FEET	
 <p>- Left Section features twin recycling containers on roll out frame - Right section features hinged door with space suitable for 1.6 cu.ft. refrigerator (not included) with venting provided through rear panels</p>	DG PDC602236S	7590	9108	1139	60	22	36	330	33	
	DG PDC722236S	7748	9298	1162	72	22	36	363	35	
	DG PDC842236S	7907	9488	1186	84	22	36	390	37	
 <p>- Left Section features twin recycling containers on roll out frame - Center section with roll out wood trays - Right section features hinged door with space suitable for 1.6 cu.ft. refrigerator (not included) with venting provided through rear panels</p>	DG PDC902236S	8691	10430	1304	90	22	36	420	39	
	DG PDC962236S	8837	10604	1326	96	22	36	455	40	

NOTES

STANDARD FINISHES

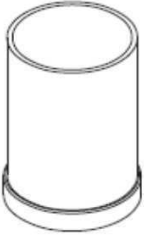
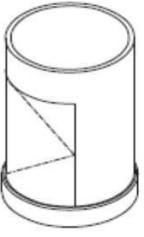
For a complete list of standard wood and metal finishes refer to page 5-6.

Dimensions are in inches and are approximate.

Contact Customer Service if dimensions are critical.

orders@deccacontract.com

Palladia Classic Bases

DESCRIPTION	MODEL	Pricing		Specifications					
		STANDARD VENEER	PREMIUM VENEER	WIDTH	DEPTH	HEIGHT	WEIGHT	CUBIC FEET	
<b>Round Base</b> 	PC CY18	1903	2284	18	18	28.75	97	7	
	PC CY20	2131	2557	20	20	28.75	115	14	
	PC CY24	2385	2862	24	24	28.75	135	20	
	PC CY30	2672	3207	30	30	28.75	150	26	
	PC CY36	2993	3591	36	36	28.75	165	32	
	PC CY48	3352	4022	48	48	28.75	180	38	
<b>Round Base with Access</b> 	PC CY18M	2855	3426	18	18	28.75	97	7	
	PC CY20M	3196	3835	20	20	28.75	115	14	
	PC CY24M	3578	4294	24	24	28.75	135	20	
	PC CY30M	4007	4808	30	30	28.75	150	26	
	PC CY36M	4488	5385	36	36	28.75	165	32	
	PC CY48M	5027	6032	48	48	28.75	180	38	

PALLADIA CLASSIC BASES FEATURE

- Carved wood base with integral levelers
- Hinged panel for internal access (optional)
- Open bottom for floor access

NOTES

STANDARD FINISHES

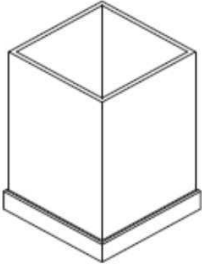
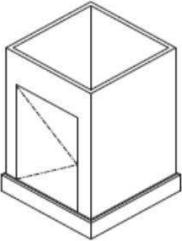
For a complete list of standard wood and metal finishes refer to page 5-6.

Dimensions are in inches and are approximate.

Contact Customer Service if dimensions are critical.

orders@deccacontract.com

Palladia Classic Bases

DESCRIPTION	MODEL	Pricing		Specifications					
		STANDARD VENEER	PREMIUM VENEER	WIDTH	DEPTH	HEIGHT	WEIGHT	CUBIC FEET	
<b>Square Base</b> 	PC BX18	1711	2054	18	18	28.75	97	7	
	PC BX20	1917	2300	20	20	28.75	115	14	
	PC BX24	2144	2573	24	24	28.75	135	20	
	PC BX30	2402	2882	30	30	28.75	150	26	
	PC BX36	2689	3227	36	36	28.75	165	32	
	PC BX48	3012	3614	48	48	28.75	180	38	
<b>Square Base with Access</b> 	PC BX18M	2568	3081	18	18	28.75	97	7	
	PC BX20M	2874	3449	20	20	28.75	115	14	
	PC BX24M	3216	3859	24	24	28.75	135	20	
	PC BX30M	3602	4322	30	30	28.75	150	26	
	PC BX36M	4036	4843	36	36	28.75	165	32	
	PC BX48M	4519	5423	48	48	28.75	180	38	

PALLADIA CLASSIC BASES FEATURE

- Carved wood base with integral levelers
- Hinged panel for internal access (optional)
- Open bottom for floor access

NOTES

STANDARD FINISHES

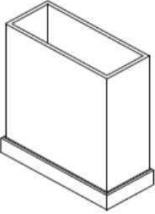
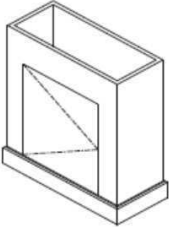
For a complete list of standard wood and metal finishes refer to page 5-6.

Dimensions are in inches and are approximate.

Contact Customer Service if dimensions are critical.

orders@deccacontract.com

Palladia Classic Bases

DESCRIPTION	MODEL	Pricing		Specifications					
		STANDARD VENEER	PREMIUM VENEER	WIDTH	DEPTH	HEIGHT	WEIGHT	CUBIC FEET	
	PC PAT24	1349	1619	24	10	28.75	30	4	
	PC PAT30	1511	1813	30	10	28.75	50	6	
	PC PAT36	1692	2031	36	10	28.75	60	8	
	PC PAT24M	2024	2429	24	10	28.75	30	4	
	PC PAT30M	2267	2720	30	10	28.75	50	6	
	PC PAT36M	2538	3046	36	10	28.75	60	8	

PALLADIA CLASSIC BASES FEATURE

- Carved wood base with integral levelers
- Hinged panel for internal access (optional)
- Open bottom for floor access

NOTES

STANDARD FINISHES

For a complete list of standard wood and metal finishes refer to page 5-6.

Shaded area on drawing indicates metal finish.


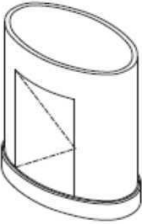
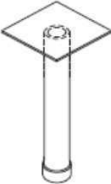
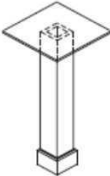
Dimensions are in inches and are approximate.

Contact Customer Service if dimensions are critical.

orders@deccacontract.com



Palladia Classic Bases

DESCRIPTION	MODEL	Pricing		Specifications					
		STANDARD VENEER	PREMIUM VENEER	WIDTH	DEPTH	HEIGHT	WEIGHT	CUBIC FEET	
Oval Base 	PC BL24	1770	2124	24	10	28.75	25	4	
	PC BL30	1983	2380	30	10	28.75	35	6	
	PC BL36	2222	2666	36	10	28.75	45	9	
Oval Base with Access 	PC BL24M	2655	3186	24	10	28.75	25	4	
	PC BL30M	2975	3570	30	10	28.75	35	6	
	PC BL36M	3334	4000	36	10	28.75	45	9	
Round Wood Leg 	PC W	858	1029	4	4	28.75	6	2	
Square Wood Leg 	PC R	772	927	4	4	28.75	6	2	

NOTES

STANDARD FINISHES

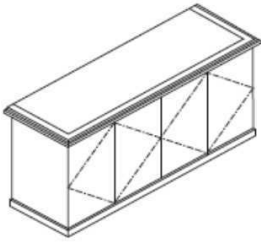
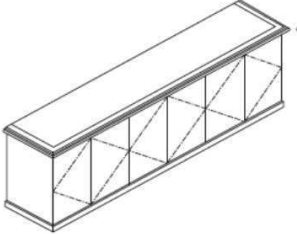
For a complete list of standard wood and metal finishes refer to page 5-6.

Dimensions are in inches and are approximate.

Contact Customer Service if dimensions are critical.

orders@deccacontract.com

Palladia Classic Credenzas

DESCRIPTION	MODEL	Pricing		Specifications					
		STANDARD VENEER	PREMIUM VENEER	WIDTH	DEPTH	HEIGHT	WEIGHT	CUBIC FEET	
<b>30" Ht. Credenza</b> . 4 doors and adjustable wood shelves 	DG PCC601830	7243	8691	60	18	30	300	32	
	DG PCC721830	7396	8875	72	18	30	330	34	
	DG PCC841830	7548	9057	84	18	30	360	36	
<b>30" Ht. Credenza</b> . 6 doors and adjustable wood shelves 	DG PCC901830	7710	9252	90	18	30	400	38	
	DG PCC961830	8435	10121	96	18	30	430	40	

NOTES

STANDARD FINISHES

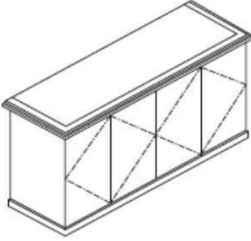
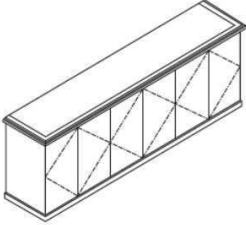
For a complete list of standard wood and metal finishes refer to page 5-6.

Dimensions are in inches and are approximate.

Contact Customer Service if dimensions are critical.

orders@deccacontract.com

Palladia Classic Credenzas

DESCRIPTION	MODEL	Pricing		Specifications				
		STANDARD VENEER	PREMIUM VENEER	WIDTH	DEPTH	HEIGHT	WEIGHT	CUBIC FEET
 <p>- Left Section features twin recycling containers on roll out frame - Right section features hinged door with space suitable for 1.6 cu.ft. refrigerator (not included) with venting provided through rear panels</p>	DG PCC602236S	7969	9563	60	22	36	330	33
	DG PCC722236S	8136	9764	72	22	36	363	35
	DG PCC842236S	8302	9963	84	22	36	390	37
 <p>- Left Section features twin recycling containers on roll out frame - Center section with roll out wood trays - Right section features hinged door with space suitable for 1.6 cu.ft. refrigerator (not included) with venting provided through rear panels</p>	DG PCC902236S	9127	10952	90	22	36	420	39
	DG PCC962236S	9279	11134	96	22	36	455	40

NOTES

STANDARD FINISHES

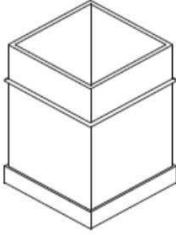
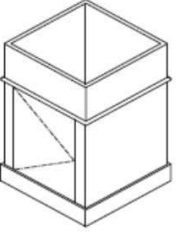
For a complete list of standard wood and metal finishes refer to page 5-6.

Dimensions are in inches and are approximate.

Contact Customer Service if dimensions are critical.

orders@deccacontract.com

Turnberry Bases

DESCRIPTION	MODEL	Pricing		Specifications					
		STANDARD VENEER	PREMIUM VENEER	WIDTH	DEPTH	HEIGHT	WEIGHT	CUBIC FEET	
<b>Square Base</b> 	TB BX18	1760	2112	18	18	28.75	97	7	
	TB BX20	1972	2366	20	20	28.75	115	14	
	TB BX24	2205	2646	24	24	28.75	135	20	
	TB BX30	2471	2965	30	30	28.75	150	26	
	TB BX36	2766	3319	36	36	28.75	165	32	
<b>Square Base with Access</b> 	TB BX18M	2641	3169	18	18	28.75	97	7	
	TB BX20M	2957	3548	20	20	28.75	115	14	
	TB BX24M	3308	3970	24	24	28.75	135	20	
	TB BX30M	3705	4446	30	30	28.75	150	26	
	TB BX36M	4151	4981	36	36	28.75	165	32	

TURNBERRY BASES FEATURE

- Carved wood base with integral levelers
- Horizontal wood moulding detail
- Hinged panel for internal access (optional)
- Open bottom for floor access

NOTES

STANDARD FINISHES

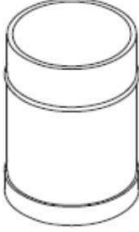
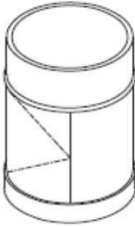
For a complete list of standard wood and metal finishes refer to page 5-6.

Dimensions are in inches and are approximate.

Contact Customer Service if dimensions are critical.

orders@deccacontract.com

Turnberry Bases

DESCRIPTION	MODEL	Pricing		Specifications				
		STANDARD VENEER	PREMIUM VENEER	WIDTH	DEPTH	HEIGHT	WEIGHT	CUBIC FEET
<b>Round Base</b> 	TB CY18	1398	1678	18	18	28.75	97	7
	TB CY20	1511	1813	20	20	28.75	115	14
	TB CY24	1624	1949	24	24	28.75	135	20
	TB CY30	1737	2084	30	30	28.75	150	26
	TB CY36	1850	2220	36	36	28.75	175	32
<b>Round Base with Access</b> 	TB CY18M	2237	2684	18	18	28.75	97	7
	TB CY20M	2257	2708	20	20	28.75	115	14
	TB CY24M	2415	2899	24	24	28.75	135	20
	TB CY30M	2603	3124	30	30	28.75	150	26
	TB CY36M	3076	3691	36	36	28.75	175	32

TURNBERRY BASES FEATURE

- Carved wood base with integral levelers
- Horizontal wood moulding detail
- Hinged panel for internal access (optional)
- Open bottom for floor access

NOTES

STANDARD FINISHES

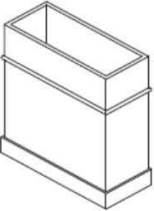
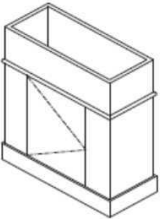
For a complete list of standard wood and metal finishes refer to page 5-6.

Dimensions are in inches and are approximate.

Contact Customer Service if dimensions are critical.

orders@deccacontract.com

Turnberry Bases

DESCRIPTION	MODEL	Pricing		Specifications					
		STANDARD VENEER	PREMIUM VENEER	WIDTH	DEPTH	HEIGHT	WEIGHT	CUBIC FEET	
	TB PAT24	1239	1487	24	10	28.75	30	4	
	TB PAT30	1325	1589	30	10	28.75	50	14	
	TB PAT36	1506	1807	36	10	28.75	60	20	
	TB PAT24M	2083	2500	24	10	28.75	30	4	
	TB PAT30M	2194	2632	30	10	28.75	50	14	
	TB PAT36M	2372	2847	36	10	28.75	60	20	

TURNBERRY BASES FEATURE

- Carved wood base with integral levelers
- Horizontal wood moulding detail
- Hinged panel for internal access (optional)
- Open bottom for floor access

NOTES

STANDARD FINISHES

For a complete list of standard wood and metal finishes refer to page 5-6.


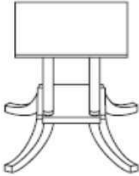
Shaded area on drawing indicates metal finish.

Dimensions are in inches and are approximate.

Contact Customer Service if dimensions are critical.

orders@deccacontract.com

Turnberry Bases

DESCRIPTION	MODEL	Pricing		Specifications					
		STANDARD VENEER	PREMIUM VENEER	WIDTH	DEPTH	HEIGHT	WEIGHT	CUBIC FEET	
<b>4 Prong Base</b> 	TB PR24	1145	1374	24	24	28.75	30	4	
	TB PR30	1234	1481	30	30	28.75	50	6	
	TB PR36	1605	1927	36	36	28.75	60	8	
<b>Pedestal</b> 	TB PE16	1556	1868	16	16	28.75	30	4	
	TB PE24	1651	1981	24	24	28.75	50	6	
	TB PE30	1724	2068	30	30	28.75	60	8	

NOTES

STANDARD FINISHES

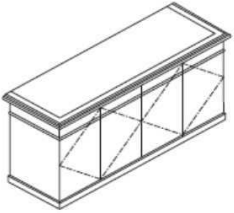
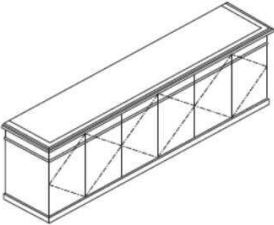
For a complete list of standard wood and metal finishes refer to page 5-6.

Dimensions are in inches and are approximate.

Contact Customer Service if dimensions are critical.

orders@deccacontract.com

Turnberry Credenzas

DESCRIPTION	MODEL	Pricing		Specifications					
		STANDARD VENEER	PREMIUM VENEER	WIDTH	DEPTH	HEIGHT	WEIGHT	CUBIC FEET	
<b>30" Ht. Credenza</b> . 4 doors and adjustable wood shelves 	DG TBC601830	5563	6676	60	18	30	300	32	
	DG TBC721830	5678	6813	72	18	30	330	34	
	DG TBC841830	5794	6953	84	18	30	360	36	
<b>30" Ht. Credenza</b> . 6 doors and adjustable wood shelves 	DG TBC901830	6371	7645	90	18	30	400	38	
	DG TBC961830	6476	7771	96	18	30	430	40	

NOTES

STANDARD FINISHES

For a complete list of standard wood and metal finishes refer to page 5-6.

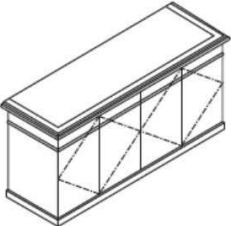
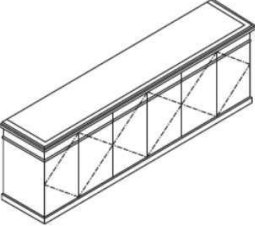
Dimensions are in inches and are approximate.

Contact Customer Service if dimensions are critical.

orders@deccacontract.com



Turnberry Credenzas


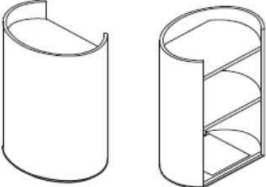
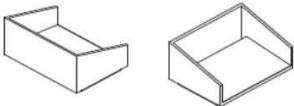
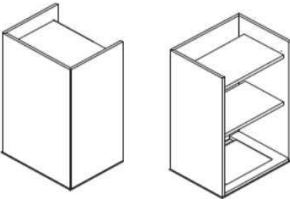
DESCRIPTION	MODEL	Pricing		Specifications				
		STANDARD VENEER	PREMIUM VENEER	WIDTH	DEPTH	HEIGHT	WEIGHT	CUBIC FEET
<b>36" Ht. Service Credenza with 4 doors</b> 	DG TBC602436S	6180	7416	60	24	36	330	33
	DG TBC722436S	6309	7571	72	24	36	363	35
	DG TBC842436S	6438	7726	84	24	36	390	37
<ul style="list-style-type: none"> <li>- Left Section features twin recycling containers on roll out frame</li> <li>- Right section features hinged door with space suitable for 1.6 cu.ft. refrigerator (not included) with venting provided through rear panels</li> </ul>								
<b>36" Ht. Service Credenza</b> 	DG TBC902436S	7078	8494	90	24	36	420	39
	DG TBC962436S	7195	8634	96	24	36	455	40
<ul style="list-style-type: none"> <li>- Left Section features twin recycling containers on roll out frame</li> <li>- Center section with roll out wood trays</li> <li>- Right section features hinged door with space suitable for 1.6 cu.ft. refrigerator (not included) with venting provided through rear panels</li> </ul>								

NOTES

STANDARD FINISHES  
 For a complete list of standard wood and metal finishes refer to page 5-6.

Dimensions are in inches and are approximate.  
 Contact Customer Service if dimensions are critical.  
[orders@deccacontract.com](mailto:orders@deccacontract.com)

Lecterns and Podiums

DESCRIPTION	MODEL	Pricing			Specifications					
		STANDARD VENEER	PREMIUM VENEER	PREMIUM METAL	WIDTH	DEPTH	HEIGHT	WEIGHT	CUBIC FEET	
<p>Oval Lectern</p> 	DG OTL2416	1080	1296	n/a	24.75	16.1	7.1	50	3	<ul style="list-style-type: none"> <li>- Can be used alone on table top or placed within Oval Podium</li> <li>- Angled reading surface with metal pencil stop</li> <li>- Cable chase at rear</li> <li>- Anti-mar protection along bottom</li> </ul>
<p>Oval Podium</p> 	DG OPM271739	4495	5394	899	27	17	39	145	20	<ul style="list-style-type: none"> <li>- Open fixed intermediate shelf</li> <li>- Bottom shelf lifts to allows access to floor outlets</li> <li>- Internal vertical cable chase</li> <li>- Recessed welded steel construction with standard metal finish: select color per page 3</li> <li>- Integral levelers</li> </ul>
<p>Rectangular Lectern</p> 	DG RTL2215	1029	1234	n/a	22	15.5	7.1	50	3	<ul style="list-style-type: none"> <li>- Can be used alone on table top or placed within Oval Podium</li> <li>- Angled reading surface with metal pencil stop</li> <li>- Cable chase at rear</li> <li>- Anti-mar protection along bottom</li> </ul>
<p>Rectangular Podium</p> 	DG RPM241839	3815	4579	763	24	18	39	145	20	<ul style="list-style-type: none"> <li>- Open fixed intermediate shelf</li> <li>- Bottom shelf lifts to allows access to floor outlets</li> <li>- Internal vertical cable chase</li> <li>- Recessed welded steel construction with standard metal finish: select color per page 2</li> <li>- Integral levelers</li> </ul>

\* Available on Podium only

NOTES

STANDARD FINISHES

For a complete list of standard wood and metal finishes refer to page 5-6.



Shaded area on drawing indicates metal finish.

Dimensions are in inches and are approximate.

Contact Customer Service if dimensions are critical.

orders@deccacontract.com

Mobile Carts

DESCRIPTION	MODEL	Pricing			Specifications					
		STANDARD VENEER	PREMIUM VENEER	PREMIUM METAL	WIDTH	DEPTH	HEIGHT	WEIGHT	CUBIC FEET	
<p>Open</p> 	DG MC3621S	3029	3634	606	36	21	30	145	20	<ul style="list-style-type: none"> <li>- Inset top wood surface</li> <li>- Fixed intermediate wood shelf</li> <li>- Inset bottom wood shelf</li> <li>- Integrated welded steel handles with standard metal finish: select color per page 3</li> <li>- Easy roll casters</li> </ul>
<p>Closed</p> 	DG MC3621SBC	3457	4149	691	36	21	30	145	20	<ul style="list-style-type: none"> <li>- Inset top wood surface</li> <li>- Fixed intermediate wood shelf</li> <li>- Paired wood doors one side</li> <li>- Integrated welded steel handles with standard metal finish: select color per page 3</li> <li>- Easy roll casters</li> <li>- Optional lock available. Contact Customer Service</li> </ul>

NOTES

STANDARD FINISHES

For a complete list of standard wood and metal finishes refer to page 5-6.

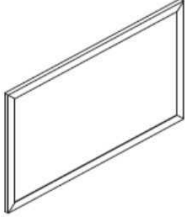
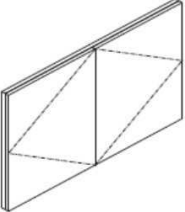
Shaded area on drawing indicates metal finish.

Dimensions are in inches and are approximate.

Contact Customer Service if dimensions are critical.

orders@deccacontract.com

Wood Framed Visual Boards

DESCRIPTION	MODEL	Pricing		Specifications					
		STANDARD VENEER	PREMIUM VENEER	WIDTH	DEPTH	HEIGHT	WEIGHT	CUBIC FEET	
Wood Framed Visual Board Open 	DG VB7236W	3187	3824	72	n/a	36	127	3.6	
	DG VB7836W	3290	3948	78	n/a	36	137	3.6	
	DG VB8436W	3394	4072	84	n/a	36	147	3.6	
	DG VB7248W	3497	4196	72	n/a	48	167	4.8	
	DG VB7848W	3600	4320	78	n/a	48	183	4.8	
	DG VB8448W	3842	4610	84	n/a	48	196	4.8	
	DG VB7254W	3979	4775	72	n/a	54	173	5.4	
	DG VB7854W	4117	4941	78	n/a	54	180	5.4	
Wood Framed Visual Board Closed 	DG VB4832	5770	6924	48	5.5	32	135	6	
	DG VB4848	6111	7333	48	5.5	48	143	9	

WOOD FRAMED VISUAL BOARDS FEATURE

- Wood frame surround with mitered corners
- Recessed non-marking dry-erase board
- Integrated wood cleat system for wall attachment
- **Mounting of Visual Board to the wall is the responsibility of the owner.**

NOTES

STANDARD FINISHES

For a complete list of standard wood and metal finishes refer to page 5-6.

Dimensions are in inches and are approximate.

Contact Customer Service if dimensions are critical.

orders@deccacontract.com