

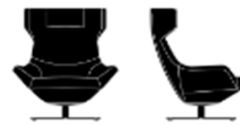


DESCRIPTION	MODEL	FABRIC GRADES	FABRIC GRADES			YARDAGE	SQUARE FEET	DIMENSIONS		
			POWDER COATED	BRUSHED STAINLESS STEEL	POLISHED STAINLESS STEEL			INCHES	CENTIMETERS	
Bing Mid Back Luxe Lounge 4-Star Base	FT- TC325	COM	2372	2491	2728	5	90	OW	37	93
		COL	2609	2740	3001			OD	32	82
		G1	2771	2890	3127			OH	33	84
		G2	3127	3246	3483			SH	16	41
		G3	3283	3401	3638			AH	20	52
		G4	3394	3512	3749			SD	20	50
		G5	3571	3690	3927			SW	22.5	57
		L1	5945	6076	6337					

Bing High Back Luxe Lounge 4-Star Base	FT- TC320	COM	2511	2637	2888	5.5	99	OW	37	93
		COL	2763	2901	3177			OD	33	83
		G1	2948	3074	3325			OH	41.5	105
		G2	3339	3465	3716			SH	16	41
		G3	3510	3636	3887			AH	20	52
		G4	3633	3758	4009			SD	20	50
		G5	3828	3954	4205			SW	22.5	57
		L1	6433	6571	6847					


Bing Wing Back Luxe Lounge 4-Star Base	FT- TC330	COM	2970	3119	3416	6	108	OW	37	93
		COL	3267	3431	3757			OD	32	82
		G1	3449	3598	3895			OH	41.5	105
		G2	3876	4024	4321			SH	16	41
		G3	4063	4211	4508			AH	20	52
		G4	4196	4344	4641			SD	20	50
		G5	4409	4558	4855			SW	22.5	57
		L1	7269	7432	7759					


NOTE


SPECIFY: Metal Finish Upholstery

Dimensions are in inches and are approximate.
Contact Customer Service if dimensions are critical.
www.deccacontract.com

For complete list of finish options and codes, see page 5 & 6 of price list or go to www.deccacontract.com

DESCRIPTION	MODEL	FABRIC GRADES	FABRIC GRADES			YARDAGE	SQUARE FEET	DIMENSIONS		
			POWDER COATED	BRUSHED STAINLESS STEEL	POLISHED STAINLESS STEEL			INCHES	CENTIMETERS	
Bing Mid Back	FT- TC335	COM	2623	2754	3017	4.5	81	OW	37	93
Luxe Lounge		COL	2885	3030	3318			OD	32	82
Tubular Base		G1	3021	3153	3415			OH	33	84
		G2	3377	3508	3770			SH	16	41
		G3	3533	3664	3926			AH	22	55
		G4	3644	3775	4037			SD	20	50
		G5	3821	3953	4215			SW	22.5	57
		L1	6218	6362	6651					

Bing High Back	FT- TC340	COM	2762	2900	3176	5.5	99	OW	37	93
Luxe Lounge		COL	3038	3190	3493			OD	32	82
Tubular Base		G1	3201	3340	3616			OH	42	106
		G2	3593	3731	4007			SH	16	41
		G3	3764	3902	4178			AH	22	55
		G4	3886	4024	4300			SD	20	50
		G5	4081	4220	4496			SW	22.5	57
		L1	6709	6860	7164					



Bing Wing Back	FT- TC345	COM	3108	3264	3574	6	108	OW	37	93
Luxe Lounge		COL	3419	3590	3932			OD	32	82
Tubular Base		G1	3587	3742	4053			OH	42	106
		G2	4014	4169	4480			SH	16	41
		G3	4200	4356	4667			AH	20	52
		G4	4334	4489	4800			SD	20	50
		G5	4547	4702	5013			SW	22.5	57
		L1	7419	7590	7932					

NOTE

SPECIFY: Metal Finish Upholstery

Dimensions are in inches and are approximate.
Contact Customer Service if dimensions are critical.
www.deccacontract.com

For complete list of finish options and codes, see page 5 & 6 of price list or go to www.deccacontract.com


DESCRIPTION	MODEL	FABRIC GRADES	FABRIC GRADES			YARDAGE	SQUARE FEET	DIMENSIONS		
			POWDER COATED	BRUSHED STAINLESS STEEL	POLISHED STAINLESS STEEL			INCHES	CENTIMETERS	
Bing Ottoman 4-Star Base 	FT- OT100	COM	1349	1417	1552	1	18	OW	24	61
		COL	1484	1558	1707			OD	24	61
		G1	1428	1496	1630			OH	14	36
		G2	1499	1567	1702					
		G3	1530	1598	1733					
		G4	1553	1620	1755					
		G5	1588	1656	1790					
		L1	2127	2201	2350					
Bing Ottoman Tubular Base 	FT- OT105	COM	1600	1680	1840	1	18	OW	24	61
		COL	1760	1848	2024			OD	24	61
		G1	1681	1761	1921			OH	14	36
		G2	1753	1833	1993					
		G3	1784	1864	2024					
		G4	1806	1886	2046					
		G5	1841	1921	2081					
		L1	2403	2491	2667					


NOTE

SPECIFY: Metal Finish Upholstery

Dimensions are in inches and are approximate.
Contact Customer Service if dimensions are critical.
www.deccacontract.com

For complete list of finish options and codes, see page 5 & 6 of price list or go to www.deccacontract.com

DESCRIPTION	MODEL	FABRIC GRADES	FABRIC GRADES			YARDAGE	SQUARE FEET	DIMENSIONS		
			POWDER COATED	BRUSHED STAINLESS STEEL	POLISHED STAINLESS STEEL			INCHES	CENTIMETERS	
Bing Mid Back Work Lounge 4-Star Base 	FT- TC350	COM	2244	2356	2581	3.5	63	OW	27	68
		COL	2469	2592	2839			OD	28	72
		G1	2524	2636	2860			OH	33	85
		G2	2773	2885	3109			SH	16	41
		G3	2881	2994	3218			AH	--	--
		G4	2959	3071	3296			SD	18	46
		G5	3084	3196	3420			SW	20	51
		L1	4788	4911	5158					


Bing High Back Work Lounge 4-Star Base 	FT- TC355	COM	2587	2716	2975	5	90	OW	27	68
		COL	2846	2988	3272			OD	28	72
		G1	2946	3075	3334			OH	41	105
		G2	3266	3395	3654			SH	16	41
		G3	3406	3535	3794			AH	--	--
		G4	3506	3635	3894			SD	18	46
		G5	3666	3795	4054			SW	20	51
		L1	5836	5978	6263					


NOTE

SPECIFY: Metal Finish Upholstery

Dimensions are in inches and are approximate.
 Contact Customer Service if dimensions are critical.
www.deccacontract.com

For complete list of finish options and codes, see page 5 & 6 of price list or go to www.deccacontract.com

DESCRIPTION	MODEL	FABRIC GRADES	FABRIC GRADES			YARDAGE	SQUARE FEET	DIMENSIONS		
			POWDER COATED	BRUSHED STAINLESS STEEL	POLISHED STAINLESS STEEL			INCHES	CENTIMETERS	
Bing Mid Back Work Lounge Tubular Base	FT- TC360	COM	2499	2624	2874	3.5	63	OW	27	68
		COL	2749	2887	3162			OD	28	72
		G1	2778	2903	3153			OH	33	85
		G2	3027	3152	3402			SH	16	41
		G3	3136	3261	3511			AH	--	--
		G4	3214	3339	3589			SD	18	46
		G5	3338	3463	3713			SW	20	51
		L1	5065	5203	5478					


Bing High Back Work Lounge Tubular Base	FT- TC365	COM	2834	2976	3259	5	90	OW	27	68
		COL	3118	3273	3585			OD	28	72
		G1	3195	3336	3620			OH	41	105
		G2	3515	3656	3940			SH	16	41
		G3	3655	3796	4080			AH	--	--
		G4	3755	3896	4180			SD	18	46
		G5	3915	4056	4340			SW	20	51
		L1	6107	6263	6575					


NOTE

SPECIFY: Metal Finish Upholstery

Dimensions are in inches and are approximate.
Contact Customer Service if dimensions are critical.
www.deccacontract.com

For complete list of finish options and codes, see page 5 & 6 of price list or go to www.deccacontract.com

DESCRIPTION	MODEL	FABRIC GRADES	MATTE BLACK POWDER COATED	POLISHED ALUMINUM	YARDAGE	SQUARE FEET	DIMENSIONS		INCHES	CENTIMETERS
Bing Mid Back Work Lounge 5-star Caster Base 	FT- TC370	COM	1744	1832	3.5	63	OW	27	68	
		COL	1919	2015			OD	28	72	
		G1	2025	2112			OH	33.5	85	
		G2	2274	2361			SH	16	41	
		G3	2383	2470			AH	--	--	
		G4	2460	2548			SD	18	46	
		G5	2585	2672			SW	20	51	
		L1	4251	4347						


Bing High Back Work Lounge 5-star Caster Base 	FT- TC375	COM	2087	2192	5	90	OW	27	68
		COL	2296	2411			OD	28	72
		G1	2447	2551			OH	41	105
		G2	2767	2871			SH	16	41
		G3	2907	3011			AH	--	--
		G4	3007	3111			SD	18	46
		G5	3167	3271			SW	20	51
		L1	5299	5414					


NOTE

SPECIFY:
 Upholstery
 Matet Black / Polished Aluminum Base Finish

Dimensions are in inches and are approximate.
 Contact Customer Service if dimensions are critical.
www.deccacontract.com

For complete list of finish options and codes, see page 5 & 6 of price list or go to www.deccacontract.com

DESCRIPTION	MODEL	FABRIC GRADES	POWDER COATED	BRUSHED STAINLESS STEEL	POLISHED STAINLESS STEEL	YARDAGE	SQUARE FEET	DIMENSIONS	INCHES	CENTIMETERS
Bing Mid Back Work Lounge	FT- TT110L	COM	2674	2808	3075	3.5	63	OW	29	73
Left Tablet Arm, 4-Star Base		COL	2941	3089	3383			OD	28	72
		G1	2956	3090	3357			OH	33	85
		G2	3205	3338	3606			SH	16	41
		G3	3314	3447	3715			AH	--	--
		G4	3391	3525	3793			SD	18	46
		G5	3516	3650	3917			SW	20	51
		L1	5253	5400	5694					


Bing Mid Back Work Lounge	FT- TT110R	COM	2674	2808	3075	3.5	63	OW	29	73
Right Tablet Arm, 4-Star Base		COL	2941	3089	3383			OD	28	72
		G1	2956	3090	3357			OH	33	85
		G2	3205	3338	3606			SH	16	41
		G3	3314	3447	3715			AH	--	--
		G4	3391	3525	3793			SD	18	46
		G5	3516	3650	3917			SW	20	51
		L1	5253	5400	5694					


NOTE

SPECIFY:
 Metal Finish
 Upholstery
 Wood / Lacquer/ Solid Surface Finish

Dimensions are in inches and are approximate.
 Contact Customer Service if dimensions are critical.
www.deccacontract.com

For complete list of finish options and codes, see page 5 & 6 of price list or go to www.deccacontract.com

DESCRIPTION	MODEL	FABRIC GRADES	FABRIC GRADES			YARDAGE	SQUARE FEET	DIMENSIONS		
			POWDER COATED	BRUSHED STAINLESS STEEL	POLISHED STAINLESS STEEL			INCHES	CENTIMETERS	
Bing High Back Work Lounge Left Tablet Arm, 4-Star Base 	FT- TT115L	COM	3017	3168	3469	5	90	OW	29	73
		COL	3319	3484	3816			OD	28	72
		G1	3375	3526	3827			OH	41	105
		G2	3695	3846	4147			SH	16	41
		G3	3835	3986	4287			AH	--	--
		G4	3935	4086	4387			SD	18	46
		G5	4095	4246	4547			SW	20	51
		L1	6298	6464	6796					


Bing High Back Work Lounge Right Tablet Arm, 4-Star Base 	FT- TT115R	COM	3017	3168	3469	5	90	OW	29	73
		COL	3319	3484	3816			OD	28	72
		G1	3375	3526	3827			OH	41	105
		G2	3695	3846	4147			SH	16	41
		G3	3835	3986	4287			AH	--	--
		G4	3935	4086	4387			SD	18	46
		G5	4095	4246	4547			SW	20	51
		L1	6298	6464	6796					


NOTE

SPECIFY:
 Metal Finish
 Upholstery
 Wood / Lacquer / Solid Surface Finish

Dimensions are in inches and are approximate.
 Contact Customer Service if dimensions are critical.
www.deccacontract.com

For complete list of finish options and codes, see page 5 & 6 of price list or go to www.deccacontract.com

DESCRIPTION	MODEL	FABRIC GRADES	POWDER COATED	BRUSHED STAINLESS STEEL	POLISHED STAINLESS STEEL	YARDAGE	SQUARE FEET	DIMENSIONS	INCHES	CENTIMETERS
Bing Mid Back Work Lounge	FT- TT120L	COM	2976	3125	3423	3.5	63	OW	29	73
Left Tablet Arm, Tubular Base		COL	3274	3437	3765			OD	28	72
		G1	3254	3402	3700			OH	33	85
		G2	3503	3651	3949			SH	16	41
		G3	3611	3760	4058			AH	--	--
		G4	3689	3838	4136			SD	18	46
		G5	3814	3962	4260			SW	20	51
		L1	5574	5737	6065					


Bing Mid Back Work Lounge	FT- TT120R	COM	2976	3125	3423	3.5	63	OW	29	73
Right Tablet Arm, Tubular Base		COL	3274	3437	3765			OD	28	72
		G1	3254	3402	3700			OH	33	85
		G2	3503	3651	3949			SH	16	41
		G3	3611	3760	4058			AH	--	--
		G4	3689	3838	4136			SD	18	46
		G5	3814	3962	4260			SW	20	51
		L1	5574	5737	6065					


NOTE

SPECIFY: Metal Finish Upholstery Wood / Lacquer / Solid Surface Finish

Dimensions are in inches and are approximate. Contact Customer Service if dimensions are critical. www.deccacontract.com

For complete list of finish options and codes, see page 5 & 6 of price list or go to www.deccacontract.com

DESCRIPTION	MODEL	FABRIC GRADES	FABRIC GRADES			YARDAGE	SQUARE FEET	DIMENSIONS		
			POWDER COATED	BRUSHED STAINLESS STEEL	POLISHED STAINLESS STEEL			INCHES	CENTIMETERS	
Bing High Back	FT- TT125L	COM	3319	3485	3817	5	90	OW	29	73
Work Lounge		COL	3651	3833	4198			OD	28	72
Left Tablet Arm,		G1	3679	3845	4177			OH	41	105
Tubular Base		G2	3999	4165	4497			SH	16	41
		G3	4139	4305	4637			AH	--	--
		G4	4239	4405	4737			SD	18	46
		G5	4399	4565	4897			SW	20	51
	L1	6625	6808	7173						


Bing High Back	FT- TT125R	COM	3319	3485	3817	5	90	OW	29	73
Work Lounge		COL	3651	3833	4198			OD	28	72
Right Tablet Arm,		G1	3679	3845	4177			OH	41	105
Tubular Base		G2	3999	4165	4497			SH	16	41
		G3	4139	4305	4637			AH	--	--
		G4	4239	4405	4737			SD	18	46
		G5	4399	4565	4897			SW	20	51
	L1	6625	6808	7173						


NOTE

SPECIFY:
 Metal Finish
 Upholstery
 Wood / Lacquer / Solid Surface Finish

Dimensions are in inches and are approximate.
 Contact Customer Service if dimensions are critical.
www.deccacontract.com

For complete list of finish options and codes, see page 5 & 6 of price list or go to www.deccacontract.com

DESCRIPTION	MODEL	FABRIC GRADES	MATTE BLACK POWDER COATED	POLISHED ALUMINUM	YARDAGE	SQUARE FEET	DIMENSIONS		
							INCHES	CENTIMETERS	
Bing Mid Back Work Lounge	FT- TT130L	COM	2174	2283	3.5	63	OW	29	73
Left Tablet Arm,		COL	2392	2511			OD	28	72
5-star Caster Base		G1	2454	2562			OH	33.5	85
		G2	2703	2811			SH	16	41
		G3	2811	2920			AH	--	--
		G4	2889	2998			SD	18	46
		G5	3014	3122			SW	20	51
		L1	4712	4832					


Bing Mid Back Work Lounge	FT- TT130R	COM	2174	2283	3.5	63	OW	29	73
Right Tablet Arm,		COL	2392	2511			OD	28	72
5-star Caster Base		G1	2454	2562			OH	33.5	85
		G2	2703	2811			SH	16	41
		G3	2811	2920			AH	--	--
		G4	2889	2998			SD	18	46
		G5	3014	3122			SW	20	51
		L1	4712	4832					


NOTE

SPECIFY:
 Upholstery
 Wood / Lacquer / Solid Surface Finish
 Matte Black / Polished Aluminum Base Finish

Dimensions are in inches and are approximate.
 Contact Customer Service if dimensions are critical.
www.deccacontract.com

For complete list of finish options and codes, see page 5 & 6 of price list or go to www.deccacontract.com

DESCRIPTION	MODEL	FABRIC GRADES	MATTE BLACK POWDER COATED	POLISHED ALUMINUM	YARDAGE	SQUARE FEET	DIMENSIONS	INCHES	CENTIMETERS
Bing High Back Work Lounge Left Tablet Arm, 5-star Caster Base 	FT- TT135L	COM	2517	2643	5	90	OW	29	73
		COL	2769	2907			OD	28	72
		G1	2876	3002			OH	41	105
		G2	3196	3322			SH	16	41
		G3	3336	3462			AH	--	--
		G4	3436	3562			SD	18	46
		G5	3596	3722			SW	20	51
L1	5761	5899							



Bing High Back Work Lounge Right Tablet Arm, 5-star Caster Base 	FT- TT135R	COM	2517	2643	5	90	OW	29	73
		COL	2769	2907			OD	28	72
		G1	2876	3002			OH	41	105
		G2	3196	3322			SH	16	41
		G3	3336	3462			AH	--	--
		G4	3436	3562			SD	18	46
		G5	3596	3722			SW	20	51
L1	5761	5899							



NOTE

SPECIFY:
 Upholstery
 Wood / Lacquer / Solid Surface Finish
 Matte Black / Polished Aluminum Base Finish

Dimensions are in inches and are approximate.
 Contact Customer Service if dimensions are critical.
www.deccacontract.com

For complete list of finish options and codes, see page 5 & 6 of price list or go to www.deccacontract.com

DESCRIPTION	MODEL	FABRIC GRADES	FABRIC GRADES			YARDAGE	SQUARE FEET	DIMENSIONS		
			POWDER COATED	BRUSHED STAINLESS STEEL	POLISHED STAINLESS STEEL			INCHES	CENTIMETERS	
Bing Guest Chair	FT- SC110	COM	1988	2088	2287	3.5	63	OW	25	64
4-Star base		COL	2187	2297	2515			OD	24.5	62
		G1	2228	2328	2526			OH	33.5	85
		G2	2441	2541	2740			SH	18	46
		G3	2535	2634	2833			AH	22.5	57
		G4	2601	2701	2900			SD	18.5	47
		G5	2708	2808	3006			SW	19.5	50
		L1	4173	4282	4501					


Bing Guest Chair	FT- SC115	COM	2285	2399	2628	3.5	63	OW	25	64
Tubular Base		COL	2513	2639	2890			OD	24.5	62
		G1	2525	2639	2867			OH	33.5	85
		G2	2738	2852	3081			SH	18	46
		G3	2831	2946	3174			AH	22.5	57
		G4	2898	3012	3241			SD	18.5	47
		G5	3005	3119	3347			SW	19.5	50
		L1	4492	4618	4869					

NOTE

SPECIFY: Metal Finish Upholstery

Dimensions are in inches and are approximate.
Contact Customer Service if dimensions are critical.
www.deccacontract.com

For complete list of finish options and codes, see page 5 & 6 of price list or go to www.deccacontract.com


DESCRIPTION	MODEL	FABRIC GRADES	MATTED BLACK POWDER COATED		POLISHED ALUMINUM	YARDAGE	SQUARE FEET	DIMENSIONS		
			1483	1557				INCHES	CENTIMETERS	
Bing Guest Chair	FT- SC120	COM	1483	1557		3.5	63	OW	25	64
5-Star Caster Base		COL	1631	1713				OD	24.5	62
		G1	1721	1796				OH	33.5	85
		G2	1935	2009				SH	18	46
		G3	2028	2102				AH	22.5	57
		G4	2095	2169				SD	18.5	47
		G5	2201	2276				SW	19.5	50
		L1	3627	3709						

NOTE

SPECIFY:
 Upholstery
 Matet Black / Polished Aluminum Base Finish

Dimensions are in inches and are approximate.
 Contact Customer Service if dimensions are critical.
www.deccacontract.com

For complete list of finish options and codes, see page 5 & 6 of price list or go to www.deccacontract.com



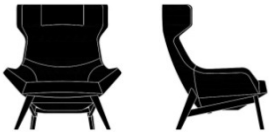

DESCRIPTION	MODEL	FABRIC GRADES	LIST PRICE	PREMIUM WOOD	YARDAGE	SQUARE FEET	DIMENSIONS	INCHES	CENTIMETERS
Bing Guest Chair Wood Legs 	FT SC125	COM	1866	2426	3.5	63	OW	25	64
		COL	2053	2669			OD	24.5	62
		G1	2106	2666			OH	33.5	85
		G2	2320	2880			SH	18	46
		G3	2413	2973			AH	22.5	57
		G4	2480	3040			SD	18.5	47
		G5	2586	3146			SW	19.5	50
		L1	4044	4660					

NOTE

SPECIFY:
 Upholstery
 Wood / Lacquer Finish

Dimensions are in inches and are approximate.
 Contact Customer Service if dimensions are critical.
www.deccacontract.com



For complete list of finish options and codes, see page 5 & 6 of price list or go to www.deccacontract.com

DESCRIPTION	MODEL	FABRIC GRADES	LIST PRICE	PREMIUM WOOD	YARDAGE	SQUARE FEET	DIMENSIONS	INCHES	CENTIMETERS
Bing Mid Back Luxe Lounge Wood Base 	FT TC400	COM	1674	2176	5	90	OW	25	64
		COL	1841	2394			OD	24.5	62
		G1	2186	2688			OH	33.5	85
		G2	2642	3144			SH	18	46
		G3	2841	3343			AH	22.5	57
		G4	2983	3485			SD	18.5	47
		G5	3211	3713			SW	19.5	50
		L1	6197	6749					
Bing High Back Luxe Lounge Wood Base 	FT TC405	COM	2272	2953	5.5	99	OW	25	64
		COL	2499	3248			OD	24.5	62
		G1	2835	3517			OH	33.5	85
		G2	3336	4018			SH	18	46
		G3	3555	4237			AH	22.5	57
		G4	3712	4394			SD	18.5	47
		G5	3963	4644			SW	19.5	50
		L1	7290	8039					
Bing Wing Back Luxe Lounge Wood Base 	FT TC410	COM	2704	3516	6.5	117	OW	25	64
		COL	2975	3867			OD	24.5	62
		G1	3370	4182			OH	33.5	85
		G2	3963	4774			SH	18	46
		G3	4222	5033			AH	22.5	57
		G4	4407	5218			SD	18.5	47
		G5	4703	5514			SW	19.5	50
		L1	8637	9529					
Bing Ottoman Wood Base 	FT- OT110	COM	1196	1255	1	18	OW	24	61
		COL	1315	1381			OD	24	61
		G1	1298	1358			OH	14	36
		G2	1389	1449					
		G3	1429	1489					
		G4	1457	1517					
		G5	1503	1563					
L1	2186	2252							

SPECIFY:
 Upholstery
 Wood / Lacquer Finish

Dimensions are in inches and are approximate.
 Contact Customer Service if dimensions are critical.
www.deccacontract.com

For complete list of finish options and codes, see page 5 & 6 of price list or go to www.deccacontract.com





DESCRIPTION	MODEL	FABRIC GRADES	LIST PRICE	PREMIUM WOOD	YARDAGE	SQUARE FEET	DIMENSIONS	INCHES	CENTIMETERS
Bing Mid Back Work Lounge Wood Base 	FT- TC420	COM	1549	2013	3.5	63	OW	27	68
		COL	1703	2214			OD	28	72
		G1	1907	2372			OH	33	85
		G2	2226	2691			SH	16	41
		G3	2366	2830			AH	--	--
		G4	2465	2930			SD	18	46
		G5	2625	3089			SW	20	51
L1	4752	5263							
Bing High Back Work Lounge Wood Base 	FT- TC425	COM	1981	2576	5	90	OW	27	68
		COL	2179	2833			OD	28	72
		G1	2494	3088			OH	41	105
		G2	2949	3544			SH	16	41
		G3	3148	3743			AH	--	--
		G4	3291	3885			SD	18	46
		G5	3518	4113			SW	20	51
L1	6535	7189							

SPECIFY:

Upholstery
 Wood / Lacquer Finish

Dimensions are in inches and are approximate.
 Contact Customer Service if dimensions are critical.
www.deccacontract.com

For complete list of finish options and codes, see page 5 & 6 of price list or go to www.deccacontract.com




DESCRIPTION	MODEL	POWDER COATED	BRUSHED STAINLESS STEEL	POLISHED STAINLESS STEEL		DIMENSIONS				
						OW	OD	OH	INCHES	CENTIMETERS
Bing Coffee Table	FT CT135	1797	1887	2067	Wood Top	OW	30	76		
Tubular Base						OD	30	76		
	FT CT135B	1834	1926	2109	Bing Layup Pattern	OH	15	38		
	FT CT135P	1743	1830	2004	Lacquer Top					
	FT CT135SSF	1935	2032	2226	Solid SurfaceTop					
	FT CT135CAS	2033	2135	2338	Carerra Stone Top					
Bing Layup Pattern	FT CT135EMS	2122	2228	2440	Emperador Stone Top					
	FT CT135NMS	2024	2125	2328	Nero Marquina Stone Top					
<hr/>										
Bing Coffee Table	FT CT115	1982	2081	2279	Wood Top	OW	36	91		
Tubular Base						OD	36	91		
	FT CT115B	2019	2120	2322	Bing Layup Pattern	OH	15	38		
	FT CT115P	1922	2018	2211	Lacquer Top					
	FT CT115SSF	2112	2218	2429	Solid SurfaceTop					
	FT CT115CAS	2219	2330	2551	Carerra Stone Top					
Bing Layup Pattern	FT CT115EMS	2316	2432	2664	Emperador Stone Top					
	FT CT115NMS	2210	2320	2541	Nero Marquina Stone Top					

NOTE

SPECIFY:
 Metal Finish
 Wood / Lacquer / Stone / Solid Surface Finish

Dimensions are in inches and are approximate.
 Contact Customer Service if dimensions are critical.
www.deccacontract.com

For complete list of finish options and codes, see page 5 & 6 of price list or go to www.deccacontract.com





DESCRIPTION	MODEL	POWDER COATED	BRUSHED STAINLESS STEEL	POLISHED STAINLESS STEEL		DIMENSIONS		
						OW	INCHES	CENTIMETERS
Bing Coffee Table	FT CT120	2172	2280	2498	Wood Top	OW	42	107
Tubular Base						OD	42	107
	FT CT120B	2208	2318	2539	Bing Layup Pattern	OH	15	38
	FT CT120P	2108	2214	2424	Lacquer Top			
	FT CT120SSF	2315	2431	2663	Solid SurfaceTop			
	FT CT120CAS	2435	2557	2801	Carerra Stone Top			
Bing Layup Pattern	FT CT120EMS	2542	2669	2923	Emperador Stone Top			
	FT CT120NMS	2426	2548	2790	Nero Marquina Stone Top			

NOTE

SPECIFY: Metal Finish / Wood / Lacquer / Stone / Solid Surface Finish

Dimensions are in inches and are approximate.
Contact Customer Service if dimensions are critical.
www.deccacontract.com

For complete list of finish options and codes, see page 5 & 6 of price list or go to www.deccacontract.com







DESCRIPTION	MODEL	POWDER COATED	BRUSHED STAINLESS STEEL	POLISHED STAINLESS STEEL		DIMENSIONS		
						OW	OD	OH
						INCHES		CENTIMETERS
Bing Coffee Table Tubular Base 	FT CT125	1772	1860	2038	Wood Top	OW	30	76
						OD	30	76
	FT CT125B	1809	1900	2081	Bing Layup Pattern	OH	15	38
	FT CT125P	1719	1805	1977	Lacquer Top			
	FT CT125SSF	1889	1983	2172	Solid SurfaceTop			
	FT CT125CAS	1986	2086	2284	Carerra Stone Top			
Bing Layup Pattern 	FT CT125EMS	2075	2179	2387	Emperador Stone Top			
	FT CT125NMS	1978	2076	2274	Nero Marquina Stone Top			
Bing Coffee Table Tubular Base 	FT CT130	1941	2038	2232	Wood Top	OW	36	91
						OD	36	91
	FT CT130B	1977	2076	2273	Bing Layup	OH	15	38
	FT CT130P	1882	1976	2164	Lacquer Top			
	FT CT130SSF	2071	2174	2382	Solid SurfaceTop			
	FT CT130CAS	2182	2291	2509	Carerra Stone Top			
Bing Layup Pattern 	FT CT130EMS	2280	2394	2622	Emperador Stone Top			
	FT CT130NMS	2169	2277	2494	Nero Marquina Stone Top			

NOTE

SPECIFY:
Metal Finish
Wood / Lacquer / Stone / Solid Surface Finish

Dimensions are in inches and are approximate.
Contact Customer Service if dimensions are critical.
www.deccacontract.com

For complete list of finish options and codes, see page 5 & 6 of price list or go to www.deccacontract.com

DESCRIPTION	MODEL	POWDER COATED	BRUSHED STAINLESS STEEL	POLISHED STAINLESS STEEL		DIMENSIONS	INCHES	CENTIMETERS
Bing Side Table	FT ST115	1466	1540	1686	Wood Top	OW	20	51
Tubular Base						OD	20	51
	FT ST115B	1504	1579	1729	Bing Layup Pattern	OH	20	51
	FT ST115P	1417	1488	1629	Lacquer Top			
	FT ST115SSF	1499	1574	1723	Solid SurfaceTop			
	FT ST115CAS	1552	1630	1785	Carerra Stone Top			
Bing Layup Pattern								
	FT ST115EMS	1601	1681	1841	Emperador Stone Top			
	FT ST115NMS	1556	1634	1790	Nero Marquina Stone Top			
<hr/>								
Bing Side Table	FT ST125	1297	1362	1492	Wood Top	OW	18	46
Tubular Base						OD	18	46
	FT ST125B	1335	1402	1535	Bing Layup Pattern	OH	20	51
	FT ST125P	1248	1311	1436	Lacquer Top			
	FT ST125SSF	1316	1382	1514	Solid SurfaceTop			
	FT ST125CAS	1352	1420	1555	Carerra Stone Top			
Bing Layup Pattern								
	FT ST125EMS	1379	1448	1585	Emperador Stone Top			
	FT ST125NMS	1361	1429	1565	Nero Marquina Stone Top			

NOTE

SPECIFY:
 Metal Finish
 Wood / Lacquer / Stone / Solid Surface Finish

Dimensions are in inches and are approximate.
 Contact Customer Service if dimensions are critical.
www.deccacontract.com

For complete list of finish options and codes, see page 5 & 6 of price list or go to www.deccacontract.com